

Non-Domestic Renewable Heat Incentive (NDRHI)

www.ofgem.gov.uk/ndrhi

31 Oct 2022

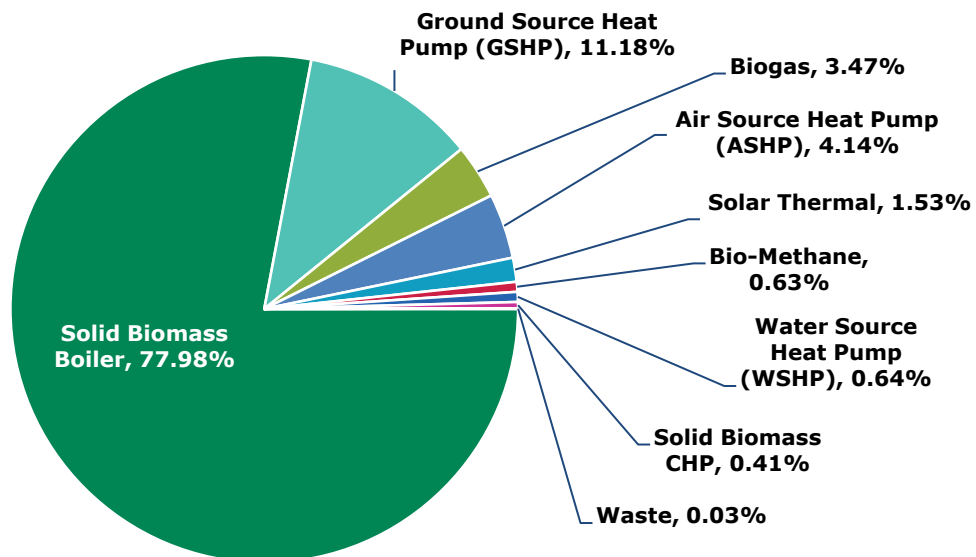
Quarterly Report

This is the Non-Domestic Renewable Heat Incentive (RHI) quarterly report, updating key scheme statistics and data to include the period from July 2022 to September 2022.

Historical data for the information presented in this report can be found on our website¹.

Figure 1: Proportion of accredited NDRHI installations by technology type to date

This chart shows the proportion of accredited NDRHI installations by technology type. Solid biomass boilers make up 77.98% of installations, ground source heat pumps 11.18%, air source heat pumps 4.14%, while all other technology types represent less than 4% each.



¹ [NDRHI public reports and data](https://www.ofgem.gov.uk/environmental-programmes/non-domestic-rhi/contacts-guidance-and-resources/public-reports-and-data): <<https://www.ofgem.gov.uk/environmental-programmes/non-domestic-rhi/contacts-guidance-and-resources/public-reports-and-data>>

Figure 2: Accredited installations and registered biomethane producers by country (%)

72.01% of installations are in England, 18.83% of installations are in Scotland, and 9.15% in Wales.

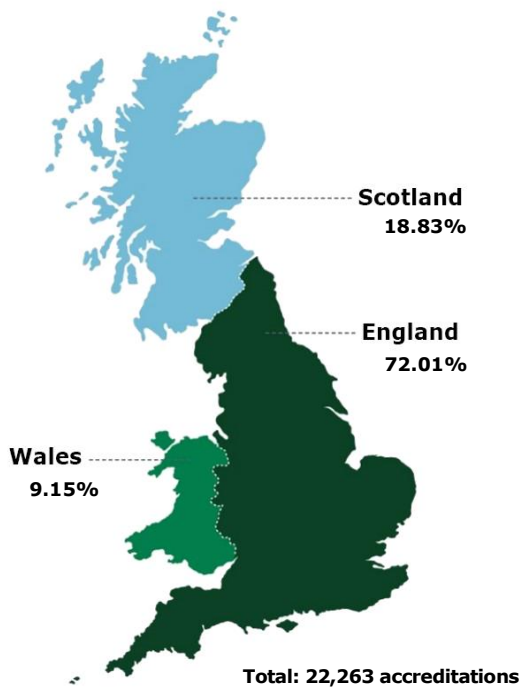


Figure 3: Non-Domestic RHI total approved capacity by country (%)

71.65% of installed capacity is in England, 20.26% is in Scotland, and 8.09% in Wales.

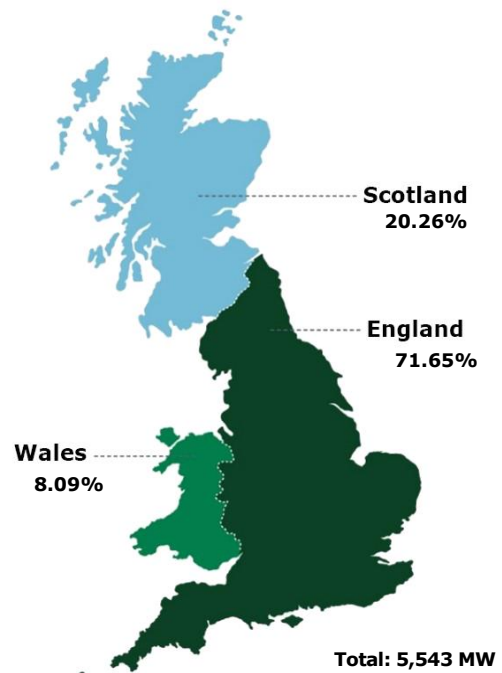


Figure 4: Non-Domestic RHI total approved capacity – cumulative

This chart shows the approved cumulative capacity of all active accreditations on the scheme. This includes full accreditations granted from June 2014, and all preliminary and full approvals granted prior to June 2014. Capacity reached 5,543 MW by the end of September 2022.

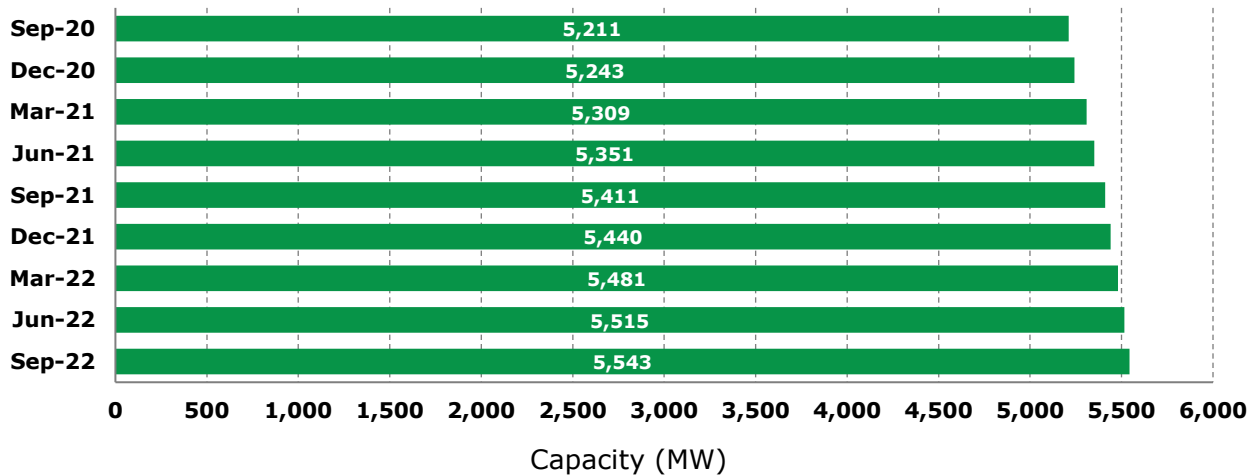


Figure 5: Non-Domestic RHI payments – cumulative

This chart shows the cumulative total of payments made to NDRHI installations, which reached £4.58 billion by the end of September 2022. Non-Domestic RHI payments are made based on quarterly heat data submitted by participants, with the first payments made in March 2012.

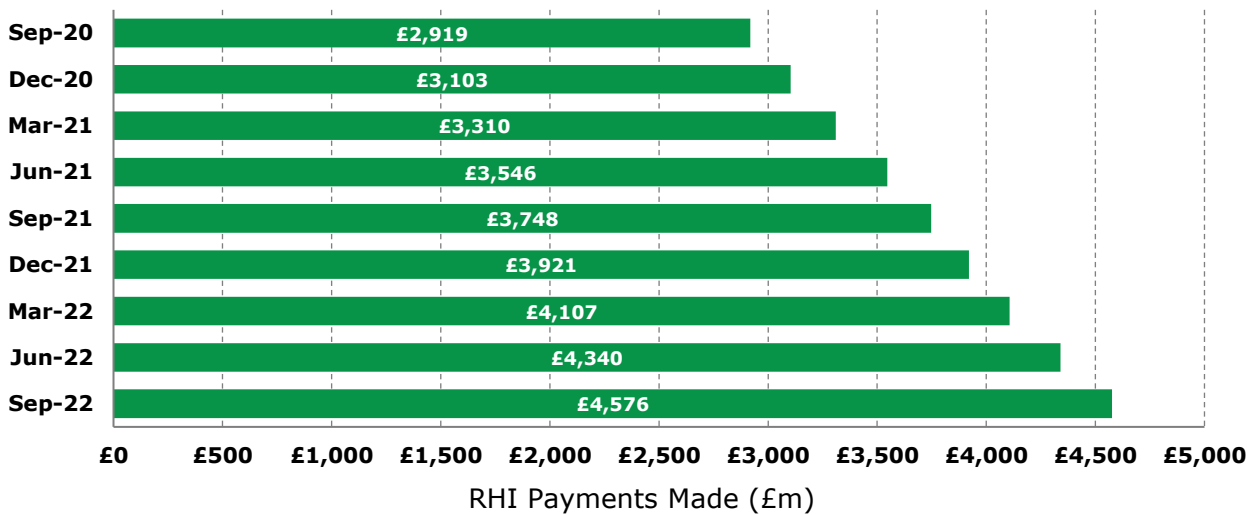


Figure 6: Non-Domestic RHI applications in progress

This chart shows the number of applications in progress, and whether the application is with the applicant or with Ofgem. By the end of September 2022 there were 59 applications with applicants and 177 with Ofgem.

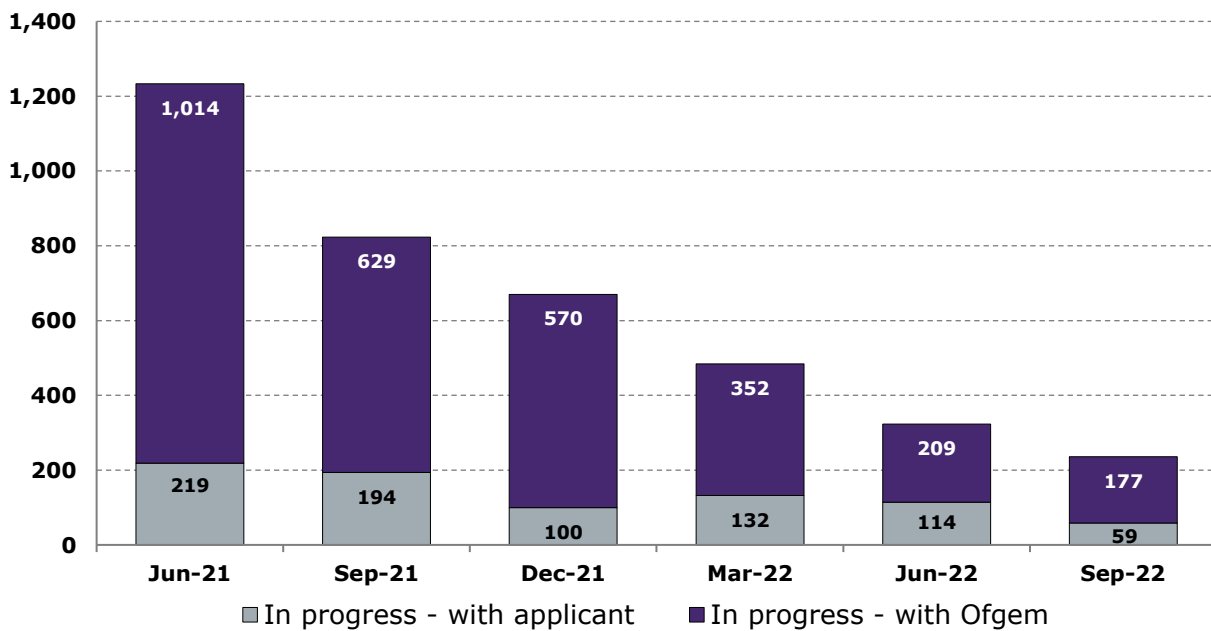
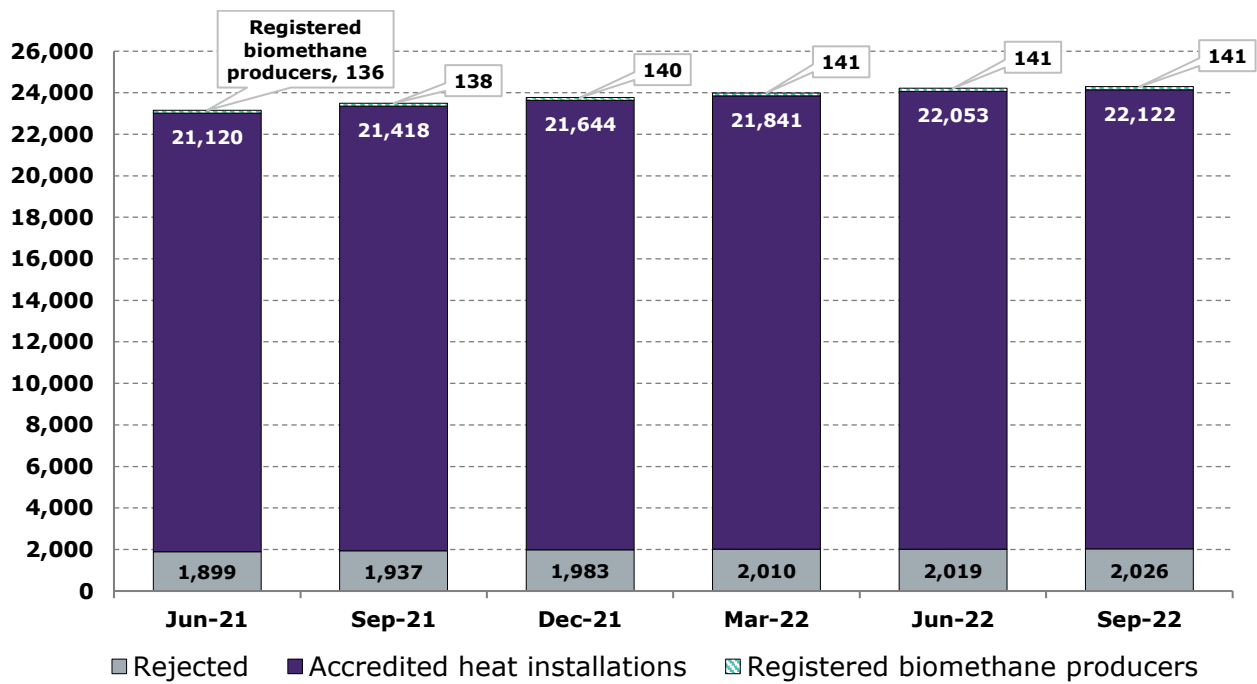


Chart 7: Non-Domestic RHI application decisions (cumulative)

This chart shows the cumulative decisions made on applications to the Non-Domestic RHI scheme at quarterly intervals since June 2021. By the end of September 2022 there were 22,122 accredited heat installations, 141 registered biomethane producers and 2,026 rejected applications.



Further information

For more information [visit the Ofgem website](#)². You will find information about the accreditation process and details about ongoing obligations.

If you can't find the information you need on our website, our customer service team will be happy to help on **0300 003 2289** or email rhi.enquiry@ofgem.gov.uk.

Press enquiries

For press enquiries please contact Ofgem's press office at press@ofgem.gov.uk.

² [Non-Domestic Renewable Heat Incentive \(RHI\) webpage](https://www.ofgem.gov.uk/environmental-and-social-schemes/non-domestic-renewable-heat-incentive-rhi): <https://www.ofgem.gov.uk/environmental-and-social-schemes/non-domestic-renewable-heat-incentive-rhi>