
Energy Company Obligation (ECO3) Guidance: Delivery Version 1.2

Publication date: 29 March 2019

Contact: Chris Mack, Senior Policy Manager

Team: E-Serve, Policy

Email: eco@ofgem.gov.uk

This guidance sets out Ofgem's procedures for administering the Energy Company Obligation scheme under the Energy Company Obligation (ECO) 2018 Order. ECO places legal obligations on larger energy suppliers to deliver energy efficiency measures to domestic premises. Each supplier has an overall target based on its share of the domestic energy market in Britain.

The guidance is provided in two documents: the ECO3 Guidance: Supplier Administration and the ECO3 Guidance: Delivery. The Guidance: Delivery is aimed at suppliers and the broader supply chain, describing how to deliver measures that are eligible to contribute towards the ECO target. It details how a supplier achieves its obligation and which measures are eligible under ECO, as well as the criteria that must be met for each measure. Information on how to determine ECO savings, notify completed measures and the monitoring process is also included.

This version has been issued to provide corrections and clarifications on the previous version and applies to all measures installed from 1 October 2018, unless otherwise stated.

© Crown copyright 2018

The text of this document may be reproduced (excluding logos) under and in accordance with the terms of the [Open Government Licence](#).

Without prejudice to the generality of the terms of the Open Government Licence the material that is reproduced must be acknowledged as Crown copyright and the document title of this document must be specified in that acknowledgement.

Any enquiries related to the text of this publication should be sent to Ofgem at: 10 South Colonnade, Canary Wharf, London, E14 4PU. Alternatively, please call Ofgem on 0207 901 7000.

This publication is available at www.ofgem.gov.uk. Any enquiries regarding the use and re-use of this information resource should be sent to: psi@nationalarchives.gsi.gov.uk

About this Guidance

Energy efficiency is a key part of Government policy for reducing the United Kingdom's (UK) greenhouse gas emissions. This policy contributes to the Government's wider commitment to cut greenhouse gases by at least 34% by 2020 and at least 80% by 2050.¹

The Energy Company Obligation (ECO), first introduced in 2013, is an energy efficiency scheme for Great Britain. ECO places legal obligations on larger energy suppliers to deliver energy efficiency measures to domestic premises. It focuses on insulation and heating measures and supports vulnerable consumer groups. ECO is intended to assist in reducing carbon emissions, maintaining security of energy supply and reducing fuel poverty.

A new obligation has been outlined under the Electricity and Gas (Energy Company Obligation) Order 2018 (referred to as the 'ECO3 Order'), and the scheme that runs during that period is called 'ECO3'. The ECO3 scheme, that will run until March 2022, will mainly focus on low income and vulnerable households, helping to meet the Government's fuel poverty commitments.

Ofgem (the Office of Gas and Electricity Markets Authority) is the ECO administrator. This document provides guidance on how Ofgem ('we', 'our' and 'us' in this document) will administer the ECO3 scheme, in line with the requirements of the ECO3 Order.

For measures installed before 1 October 2018, please refer to our ECO2t guidance Delivery and Administration Versions 1.1². For measures installed before 1 April 2017, please refer to our ECO2 guidance Delivery and Administration Versions 1.1.³

The ECO3 scheme consists of one distinct obligation and energy suppliers must achieve cost savings of £8.253 billion under the Home Heating Cost Reduction Obligation (HHCRO). The target is divided between suppliers according to each supplier's relative share of the domestic gas and electricity market.

The HHCRO target must be achieved before 1 April 2022.

To help users of our guidance, we have split it into two parts:

- a) **ECO3 Guidance: Supplier Administration** - is aimed mainly at suppliers, describing the processes that suppliers and Ofgem follow to meet the requirements of the ECO3 Order.
- b) **ECO3 Guidance: Delivery** - is aimed at suppliers and the broader supply chain, describing how to deliver measures that are eligible to contribute towards the ECO targets.

This document (ECO3 Guidance: Delivery) addresses the following:

- a) how a supplier achieves its obligations
- b) which measures are eligible under ECO and the criteria that must be met
- c) specific requirements relating to eligibility

¹ The Carbon Plan: Delivering our low carbon future, December 2011

<https://www.gov.uk/government/publications/the-carbon-plan-reducing-greenhouse-gas-emissions--2>.

² <https://www.ofgem.gov.uk/publications-and-updates/eco2t-guidance-and-associated-documents>

³ <https://www.ofgem.gov.uk/publications-and-updates/energy-company-obligation-2015-17-eco2-guidance-delivery>.

- d) how to determine ECO savings, including information on deemed scores and SAP/RdSAP
- e) how measures are notified and the information we require
- f) the technical and score monitoring requirements that suppliers must meet
- g) the auditing and counter fraud processes that suppliers will be subject to, and
- h) supporting information contained in appendices.

We have no role in administering the ECO Brokerage mechanism and this document does not address its requirements.

It is the responsibility of each supplier to understand the provisions of the ECO3 Order and how those provisions apply to it. This guidance may be used by suppliers and members of the supply chain but it is not intended to be a definitive guide to the statutory instrument. A supplier is responsible for ensuring that it, and any member of the supply chain acting on its behalf, complies with the applicable requirements of the law and industry standards.

Useful Links

The Electricity and Gas (Energy Company Obligation) Order 2018:
<http://www.legislation.gov.uk/uksi/2018/1183/contents/made>

Government response to the Energy Company Obligation (ECO3 2018-2022) consultation:
<https://www.gov.uk/government/consultations/energy-company-obligation-eco3-2018-to-2022>

ECO3 Guidance: Supplier Administration:
<https://www.ofgem.gov.uk/publications-and-updates/energy-company-obligation-2018-22-eco3-guidance-supplier-administration>

ECO3 Guidance: Innovation
<https://www.ofgem.gov.uk/publications-and-updates/eco3-innovation>

BEIS Energy Company Obligation (ECO): Help to Heat scheme - flexible eligibility guidance
<https://www.gov.uk/government/publications/energy-company-obligation-eco-help-to-heat-scheme-flexible-eligibility>

Contents

About this Guidance	3
Useful Links	4
Contents	5
1. Introduction	7
The ECO guidance	7
Queries and further information	8
2. Setting and achieving obligations	9
Obligations	9
Promotion of a qualifying action	10
Domestic premises	11
Extensions and new builds.....	15
Standards relating to the installation of ECO measures	17
Percentage of a measure that must be installed	19
3. Eligibility	21
The premises requirement.....	21
Private Rented Sector Rules.....	26
The occupant requirement.....	27
Membership of the help to heat group.....	28
Affordable Warmth in-fill for SWI & DHS measures	32
Affordable Warmth (AW) In-fill examples	33
Flexible eligibility - Local authority declarations.....	36
Mixed eligibility projects.....	40
Social housing E, F or G	40
The rural sub-obligation	43
Qualifying benefits under the Help to Heat Group	43
4. Information on specific ECO measures	59
Qualifying actions in HHCRO	59
Heating measures	66
Measures installed at non-gas fuelled premises	72
Microgeneration	73
Oil and coal heating systems	73
Renewables	74
Connections to district heating systems.....	74
Primary insulation and secondary heating measures	81
Solid wall alternative measures	82
Interactions with the Renewable Heat Incentive (RHI)	87
5. Determining ECO savings	88
Introduction to ECO savings	88
Methodologies for determining savings.....	88
Deemed scores	89
Calculating the savings for district heating systems (DHS).....	89
Alternative methodologies	91
Measure lifetimes	93
Guarantee dependent lifetimes for wall insulation	94
Demonstrating the accuracy of calculations	95
Decimal places.....	95
6. Deemed scores.....	96
Using the deemed scores	96
Identification of property type.....	97
Identifying the number of bedrooms	99
Identification of the pre-main heating source for the property.....	99

Identification of wall type for heating measures	102
Uplifts for deemed scores	104
Average Treatable Area and Percentage of Property Treated	104
Measure specific POPT principles	106
Measure specific guidance	114
7. Notification of completed measures	127
When a supplier must notify us of completed measures	127
Notifying a completed measure	128
Notifying late measures.....	129
Fair and transparent processing	132
8. Technical monitoring, score monitoring, audit and fraud prevention	134
The monitoring requirement	134
The monitoring process.....	135
Monitoring timelines	137
Monitoring fails	137
Our response to poor performance	139
Audit	140
Fraud prevention.....	141
Appendices.....	143
9. Appendix 1 – Documents and data to be made available on request	144
10. Appendix 2 – Evidencing the premises and occupant requirements	154
Introduction.....	154
Premises requirement	154
Occupant requirements	161
Children and qualifying young persons	164
Guidance on redacting information	164
Example letters.....	164
11. Appendix 3 - Boiler information pack	183
Introduction.....	183
Defining boilers and heating systems	183
Replacement boilers	184
Eligible boiler measures in ECO	184
Determining whether a boiler is broken down or non-condensing	185
Carrying out boiler assessments.....	186
Warranty requirement for boiler measures	187
12. Appendix 4 - Electric Storage Heaters (ESHs) Information Pack	190
Replacement electric storage heater (ESH)	190
Eligible ESH measures in ECO	190
Determining whether an ESH is broken down.....	191
Carrying out ESH assessments.....	192
Warranty requirements for ESH measures	193
13. Appendix 5 – Process for new scores and alternative scoring methodologies	195
Appendix 6 – Abbreviations	196
14. Appendix 7 – Glossary.....	198

1. Introduction

- 1.1. The Energy Company Obligation (ECO), first introduced in 2013, is an energy efficiency scheme for Great Britain that places legal obligations on larger energy suppliers to deliver energy efficiency measures to domestic premises. The ECO1 scheme ran between 1 January 2013 and 31 March 2015.
- 1.2. The ECO2 scheme then ran from 1 April 2015 to 31 March 2017. The scheme was then extended, and ran from 1 April 2017 to 30 September 2018 and is referred to as ECO2t.
- 1.3. A new obligation period has been established under the Electricity and Gas (Energy Company Obligation) Order 2018 (the 'ECO3 Order'), and the scheme that runs during that period is called 'ECO3'.
- 1.4. The overall obligation period for ECO3 runs from 3 December 2018 to 31 March 2022 and is split into four phases. The ECO3 Order recognises that there is a gap between ECO2 and ECO3. Measures that are completed on or after 1 October 2018 and before 3 December 2018 can contribute towards the achievement of supplier's ECO3 obligations. These measures must be completed in compliance with ECO3 scheme rules.
- 1.5. ECO3 is comprised entirely of a single obligation.⁴ The **Home Heating Cost Reduction Obligation (HHCRO)** incorporates: the replacement of broken heating systems, the upgrade of inefficient heating systems, and the installation of insulation, to reduce home heating costs for low income, fuel poor and vulnerable people.
- 1.6. The ECO3 Order sets an overall target for HHCRO of £8.253 billion.
- 1.7. For each phase of ECO3, a supplier is allocated a proportion of the overall obligation depending on its relative share of the domestic gas and electricity market. A supplier must achieve its obligations **before 1 April 2022**.
- 1.8. A supplier achieves its obligations by promoting qualifying actions ('measures') at domestic premises.

The ECO guidance

- 1.9. This guidance details our administrative processes for ECO3 and sets out the requirements for all obligated suppliers in accordance with the ECO3 Order. Where a supplier fails to meet the requirements of the ECO3 Order, we may take enforcement action.
- 1.10. This guidance does not address the operation of the ECO Brokerage mechanism.

⁴ The government removed CERO from the scheme for ECO3. Suppliers with a CERO target had to achieve this by 30 September 2018.

Information gathering powers

- 1.11. We use our information gathering powers⁵ under the ECO3 Order to require suppliers to provide us with information (for example, the submission of technical monitoring reports). We may require a supplier to:
- a) provide specific information about its proposals for complying with any requirement under the ECO3 Order
 - b) produce specific evidence to demonstrate that it is complying with, or that it has complied with, any requirement under the ECO3 Order, and
 - c) provide information relating to the cost to the supplier of achieving its obligations.
- 1.12. The information that suppliers must be able to provide at audit, based on the requirements set out in this guidance, is detailed in Appendix 1. This appendix provides full details of the specific data and documents that must be made available on request.

Queries and further information

- 1.13. For further information on our administration of ECO please visit our website: www.ofgem.gov.uk/eco. Any queries about our guidance or the administration of the ECO scheme should be directed to eco@ofgem.gov.uk.
- 1.14. For further advice regarding energy efficiency, including ECO, visit <https://www.simpleenergyadvice.org.uk>.
- 1.15. For further information on the ECO Brokerage, please refer to: <https://www.gov.uk/energy-companies-obligation-brokerage>.
- 1.16. Please direct any queries about the ECO3 Order, future changes to the ECO scheme and wider policy to the Department for Business, Energy and Industrial Strategy (BEIS) to: beisecoteam@beis.gov.uk.

⁵ Article 36, 37 and 38 of the ECO3 Order.

2. Setting and achieving obligations

- 2.1. For ECO3 each supplier must achieve one overall obligation – the Home Heating Cost Reduction Obligation (HHCRO). This also includes: i) the Rural sub-obligation and ii) the Solid Wall Minimum Requirement (SWMR). This chapter provides information that relates to these obligations. This chapter covers:
- a) obligations
 - b) promotion of a qualifying action
 - c) definition of domestic premises
 - d) extensions and new builds
 - e) standards relating to the installation of ECO measures
 - f) the percentage of a measure that must be installed.

Obligations

- 2.2. The overall obligation period for ECO3 runs from 3 December 2018 to 31 March 2022 and is split into four phases. We are required to determine a supplier's obligation for each of these phases:

phase 1: 3 December 2018 to 31 March 2019

phase 2: 1 April 2019 to 31 March 2020

phase 3: 1 April 2020 to 31 March 2021

phase 4: 1 April 2021 to 31 March 2022

- 2.3. A supplier's total obligation is determined by adding together their obligations for each phase. They must meet their total obligation by the end of the scheme (31 March 2022).
- 2.4. ECO3 has one overarching obligation: the **Home Heating Cost Reduction Obligation (HHCRO)**. This obligation includes the replacement of broken heating systems, the upgrade of inefficient heating systems, and the installation of insulation, to reduce home heating costs for low income, fuel poor and vulnerable people. This group is also known as the '**Affordable Warmth**'. The ECO3 Order sets an overall target for the HHCRO obligation of £8.253 billion in cost savings.
- 2.5. For each phase of ECO3, a supplier is allocated a proportion of the overall targets depending on its share of the domestic gas and electricity market.
- 2.6. A supplier achieves its obligations by promoting qualifying actions ('measures') which result in the reduction in the cost of the space heating of the domestic premises.⁶

⁶ Article 13 of the ECO3 Order. For more information see paragraph 4.4.

Rural sub-obligation

- 2.7. A supplier must achieve at least 15% of their total HHCRO by delivering measures to eligible domestic premises in rural areas (the rural sub-obligation).⁷

Solid wall minimum requirement (SWMR)

- 2.8. To meet this requirement, suppliers can either install Solid Wall Insulation (SWI) in eligible domestic premises or install measures in solid wall premises that are equivalent to, or in excess of, the savings achieved by SWI. In order for a premises to count as a solid wall premises, and therefore be eligible to count towards the new minimum, at least 50% of the premises exterior wall area must be constructed of solid wall, and at least 50% of the solid wall area must be uninsulated.
- 2.9. The ability to count solid wall alternative measures towards SWMR does not override other scheme rules, such as restrictions on measure types based on tenure. For example, private rented sector properties of Energy Performance Certificate (EPC) rating F or G can still only receive solid wall insulation or renewable measure types.

Promotion of a qualifying action

- 2.10. A qualifying action is the installation⁸ of a measure at domestic premises that meets the eligibility criteria specified in the ECO3 Order. The act of promotion is therefore linked to the act of installing a measure. A supplier promotes the installation of a measure if it is a cause of that measure being installed. Only one supplier may be credited with the savings arising from a specific measure.
- 2.11. The clearest means of promotion is if a supplier contracts an installer to carry out the installation of a measure. However, the fact that a supplier has funded all or part of the installation of a measure is sufficient to establish that the supplier was a cause of that measure being installed.
- 2.12. A supplier may jointly fund a measure with a third party, for example local government or a devolved administration. In this case the supplier will still need to satisfy us that it was a cause of that measure being installed.
- 2.13. The supplier notifying the measure might not be the supplier that originally promoted the measure. In this scenario the supplier that notifies the measure must be able to provide on request evidence that a supplier was the cause of the measure being installed.

⁷ Article 11(3)(b) of the ECO3 Order.

⁸ In the case of most boilers and electric storage heaters, installation refers to repair, replacement or upgrade. In the case of district heating systems, installation refers to a connection.

Domestic premises

- 2.14. A supplier achieves its obligations by promoting qualifying actions at domestic premises, including mobile homes.⁹
- 2.15. Under HHCR0, measures delivered to premises either occupied by a member of the help to heat group, or listed in a local authority declaration (see Chapter 3) must also meet the domestic premises requirement.

Domestic premises test, other than a mobile home

- 2.16. We use a two part test to determine whether premises, other than a mobile home, are domestic premises by asking:

Test I. are the premises self-contained by containing kitchen facilities for occupants to prepare food?

Test II. are the premises used by the occupants wholly or mainly for domestic purposes (ie as a home)?

- 2.17. If the answer to each question is yes, then we consider the premises to be domestic premises. Further information is provided below about each part of this test.
- 2.18. Structures that meet the definition of a mobile home in the ECO3 Order¹⁰ are domestic premises. In this case we do not apply the test for domestic premises. For information about determining whether a structure is a mobile home see paragraphs 2.38-2.40.

Test I. Are the premises self-contained?

- 2.19. This part of the test is about the physical layout and setup of the building.
- 2.20. Premises may be part of a building (for example, a flat in a tower block) or may be the whole building (for example, a detached bungalow).
- 2.21. Premises will be considered to be *separate and self-contained* if, within the boundaries of the premises, they contain:
- a) one or more bedrooms, and
 - b) private kitchen facilities, including a kitchen sink and stove, for occupants to prepare food. Note that a portable microwave or campfire stove would not be considered as a stove for this purpose. Kitchen facilities are private when they are accessible only to the occupants of the bedroom or bedrooms within the part of the building that forms the premises.
 - c) Our test does not take account of bathroom facilities.

⁹ Article 2 of the ECO3 Order.

¹⁰ Article 2 of the ECO3 Order.

Bedrooms

- 2.22. A space can function as both a bedroom and a living area – for example, a studio or a bedsit.

Kitchen facilities

- 2.23. Kitchen facilities include a kitchen sink and a stove. Where one of these items is not present in the kitchen, then we do not consider the premises to contain kitchen facilities.

- 2.24. Kitchen facilities may be located in the same space that functions as a bedroom – for example, a studio or bedsit.

- 2.25. Kitchen facilities are private when they are accessible only to the occupants of the bedroom or bedrooms within the part of the building that forms the premises.

- 2.26. Examples of premises that are self-contained (although might fail the domestic purposes test):

- a) a studio (containing private kitchen and bathroom facilities)
- b) a bedsit (containing private kitchen facilities, with access to shared bathroom facilities)
- c) an apartment, including a shared apartment where the occupants of each bedroom share a communal kitchen
- d) a house, including a shared house where the occupants of each bedroom share a communal kitchen

- 2.27. The following are not self-contained premises:

- a) a bedroom (which is not part of a shared house) which does not contain private kitchen facilities
- b) a bedroom which contains some kitchen facilities, for example a refrigerator and a microwave oven, but does not contain a kitchen sink and/or stove
- c) two or more bedrooms with a kitchen that is not for the exclusive use of the occupants of those bedrooms, and
- d) any facility where the occupants do not have access to kitchen facilities to cook for themselves.

Determining the boundary of premises

- 2.28. The boundaries of the premises are the outermost walls of the total space used exclusively by the occupants of the premises. For example:

- a) in a shared apartment or house, the total space includes all bedrooms and the common areas (kitchen, bathroom(s) and living area(s), halls and corridors), or
- b) for a bedsit containing a kitchen, the boundaries of the premises are the walls of that bedsit, or

- c) for mixed use premises, such as a Bed & Breakfast with both commercial and domestic parts, the premises boundaries of the domestic part would be the outermost walls of the area that is self-contained and used for domestic purposes (ie, it contains its own kitchen and has one or more bedrooms).

Test II. Are the premises used as a home?

- 2.29. Premises are considered to be *used wholly or mainly for domestic purposes* if the premises are used by the occupants as a home.
- 2.30. This part of the test considers the way in which the building is generally used. In most cases it should be clear that premises are being used as a home, ie the premises are used by the occupants for living in on more than a short term basis (typically more than three months). Suppliers are normally expected to check the length of a lease or licence to occupy in scenarios where you would expect the lease or licence to be short term, eg hostels.
- 2.31. The use of premises as a home can be evidenced in the following ways:
 - a) Owner-occupied premises: the receipt by the occupant of utility bills or mortgage statements relating to the premises may indicate that the premises are used as a home. There may be other indicators such as mortgage deeds naming the occupant.
 - b) Premises occupied under a lease or licence to occupy: the receipt by the occupant of 3 months of utility bills relating to the premises, or the existence of a lease or licence of longer than 3 months in the name of the occupant (such as a tenancy agreement) may indicate that the premises are used as a home. There may be other indicators that may be considered acceptable evidence.

Commercial activities

- 2.32. Occupants may carry out some commercial activities at the premises from a room also used for domestic purposes, provided that the primary use of the premises is as a home. Examples of commercial activities include working or running a business from home. Areas used solely for commercial purposes should not be included in calculation of savings for that premises.
- 2.33. Examples of premises that are not generally used as a home:
 - a) a hotel, or guest houses (including 'bed and breakfast' properties), where guests do not usually stay for periods of longer than a couple of weeks,
 - b) a short-stay apartment, where occupants usually stay for periods of less than 3 months, or
 - c) short-stay hostel, where occupants usually stay for periods of less than 3 months.
- 2.34. There may be examples where a clear distinction between commercial activities and domestic living space, can be made within a single premises. An example of this could be a flat located above the ground floor of a premises which contains a shop. In this scenario, only the percentage of the floor, wall, or roof area directly adjoining the areas used as a domestic living space or domestic premises would count towards any score.

- 2.35. Suppliers should contact us if they are unsure how to score a premises with both domestic living spaces and areas used for commercial purposes.

Care homes

- 2.36. Care homes do not meet the domestic premises requirement, and are therefore outside of the scope of the ECO3 scheme.

Student halls of residence

- 2.37. Student halls of residence do not meet the domestic premises requirement, and are therefore outside of the scope of the ECO3 scheme.

Mobile homes

- 2.38. For a structure to be considered a mobile home, and therefore a domestic premises, it must:

- a) be a caravan, AND
- b) be used as a dwelling.¹¹

- 2.39. 'Used as a dwelling' means a structure being used by the occupant as a home.

- 2.40. This structure must be connected to land in respect of which the occupant has some right of possession.

Calculating savings of measures installed under ECO

- 2.41. ECO requires a supplier to calculate savings for each measure using either deemed scores or, SAP or RdSAP for district heating system (DHS) measures. Generally, SAP and RdSAP cannot model cost savings in multi-occupancy buildings and a deemed score is not appropriate to use. Suppliers may apply for an alternative methodology to score cost savings in multi-occupancy premises.

- 2.42. Suppliers may be able to use a deemed score to score measures in houses of multiple occupation (HMOs) depending on how the premises are set up. Suppliers should refer to paragraph 4.94 for the definition of a HMO¹².

- 2.43. Suppliers should contact us if they are unsure how to score or notify a measure in a particular type of premises.

¹¹ Article 2 of the ECO3 Order.

¹² DHS measures are not eligible in a HMO.

Extensions and new builds

New build premises

- 2.44. Suppliers can only deliver measures to:
- a) “pre-existing buildings” ie a building erected before 1 October 2018, or
 - b) “new buildings” ie a building erected on or after 1 October 2018 where there is evidence that confirms that the premises are occupied or were previously occupied before a measure was completed.
- 2.45. Where a building is subject to large scale renovations which are subject to building regulations and planning considerations (eg as part of a change of use) we would consider this building to be a “new building” under this provision. Suppliers should contact us if there is any uncertainty over whether premises would qualify as a new building.

Confirming that premises are not new build premises

- 2.46. Where a building is pre-existing before 1 October 2018, the Declaration of Conformity and Completed Installation (‘DOCC’) should be completed and signed to confirm that the building was pre-existing before 1 October 2018. The supplier should make the DOCC available on request.
- 2.47. Where the DOCC is not completed and signed to identify that the premises are pre-existing, evidence of occupancy (see paragraph 2.57), or evidence that the building is pre-existing, must be available.
- 2.48. Where there is uncertainty about the age of premises, a building that was erected before 1 October 2018 may be identified by reference to any of the following documents:
- a) documentation that meets the occupancy requirements, listed below in paragraph 2.57.
 - c) in England and Wales, a Land Registry search, where a title has been registered prior to 1 October 2018
 - d) in Scotland, a search of the Land Register of Scotland or Register of Sasines, where a title has been registered prior to 1 October 2018
 - e) a Certificate of Title or Deeds dated prior to 1 October 2018
 - f) a date prior to 1 October 2018 on an EPC listed on the Landmark EPC register
 - g) in England and Wales, a building control completion certificate, or
 - h) in Scotland, notification from a local authority of acceptance of a completion certificate.
- 2.49. Where none of these documents are available, suppliers should contact us to discuss alternative documentation.

- 2.50. We may carry out an audit to confirm that the DOCC has been completed as required. Where the DOCC is not completed, we may request further evidence from suppliers to verify that a building was erected before 1 October 2018.

Evidencing requirements for delivering measures to new buildings

- 2.51. Where a measure is delivered to new build premises, occupancy must be evidenced.
- 2.52. For a help to heat measure, evidence to demonstrate that a member of the help to heat group resides in the premises will be sufficient to evidence eligibility as this demonstrates that premises are occupied.
- 2.53. All Social E, F or G, and, Social D (delivered under all innovation routes), Local Authority Flexible Eligibility, and Affordable Warmth (AW) in-fill measures¹³ delivered to new buildings require a declaration on the DOCC to be completed and signed by the occupant.
- 2.54. Where premises were erected from 1 October 2018, a declaration from a landlord or non-resident owner must be signed on the DOCC to confirm that premises are occupied. If the DOCC is signed by a landlord or non-resident owner on behalf of the customer, additional evidence must be collected to demonstrate the date of building completion, as well as current or previous occupancy.
- 2.55. Evidence to confirm the date of building completion can include:
- a) in England and Wales, a building control completion certificate, or
 - b) in Scotland, notification from a local authority of acceptance of a completion certificate.
- 2.56. Where neither of these documents are available, suppliers should contact us to discuss alternative documentation. A measure may not be eligible if evidence cannot be provided. Evidence to demonstrate the date of building completion must be dated prior to the evidence of occupancy.
- 2.57. Premises are considered occupied, where any of the following documentation is dated after the building completion and prior to the installation of the measure:
- a) a utility bill or phone bill
 - b) a council tax letter or letter from the council
 - c) a mortgage statement or bank statement
 - d) a tenancy agreement, or
 - e) an extract from the electoral register.
- 2.58. Where these documents are not available, suppliers should contact us to discuss alternative documentation. Evidence of date of completion and occupancy must be made

¹³ See Chapter 3 for more information on the social housing E, F or G, social housing D, local authority flexible eligibility and AW in-fill provisions.

available on request. Where there is insufficient supporting evidence, the measure may be ineligible.

New build extensions

- 2.59. A new build extension is an extension¹⁴ completed on or after 1 October 2018.
- 2.60. An ECO measure may not be delivered to a new build extension until the works for the extension have been completed.
- 2.61. In the case of measures installed to new build extensions, suppliers will need to evidence that the construction of the extension is complete prior to the date of completed installation of the ECO measure.
- 2.62. Suitable evidence that the extension was completed before the date of completed installation includes:
- a) in England and Wales, building control completion certificate, or
 - b) in Scotland, the notification from a local authority of acceptance of a completion certificate.
- 2.63. Where neither of these documents are available, suppliers should contact us to discuss alternative documentation.
- 2.64. This evidence must be made available on request. Where no documentation is available, the measure may be ineligible.

Standards relating to the installation of ECO measures

- 2.65. Suppliers should ensure that the installation of a measure is carried out in accordance with the relevant standards. How this is demonstrated will vary depending on whether or not the measure is referred to in the Publicly Available Specification (PAS) 2030.¹⁵
- 2.66. If a measure is referred to in PAS 2030, the installation of the measure must be carried out:
- a) by a PAS certified installer. We will accept certification to PAS 2030:2017 Edition 1 (as revised and updated from time to time), and
 - b) in accordance with the provisions of PAS, building regulations and any other applicable regulations

¹⁴ An extension as referenced and defined by Building Regulations Part Lb, Fabric standards, at Section 4.1. This supports the Building and Approved inspectors (Amendment) Regulations 2010: https://assets.publishing.service.gov.uk/government/uploads/system/uploads/attachment_data/file/697629/L1B_secure-1.pdf

¹⁵ This is available for purchase on the BSI website: <http://shop.bsigroup.com/ProductDetail/?pid=000000000030297314.>

- 2.67. The draft PAS 2030 is currently being revised for a 2019 version in addition to the development of a new standard of PAS 2035. Once any new PAS standards come into force, we will contact stakeholders to inform them of any changes to our administration.
- 2.68. If a measure is not referred to in PAS, the installation of that measure must be carried out in accordance with building regulations and any other regulations that relate to the installation of the measure. For example, operatives installing microgeneration measures must be members of the Microgeneration Certification Scheme (MCS). Innovation measures should be installed in accordance with the standards outlined in the ECO3 Guidance: Innovation¹⁶.

Demonstrating compliance with PAS

- 2.69. Compliance with the provisions of PAS can be demonstrated where the installation is carried out by a PAS-certified installer. Installers must be certified as being compliant with the parts of PAS that apply to the measure by a certification body accredited to ISO/IEC¹⁷ 17065:2012.¹⁸ Where there is clear evidence of a measure not being compliant with the relevant aspect of PAS 2030 then the measure may fail technical monitoring and therefore may not be deemed eligible.
- 2.70. Measures installed in accordance with PAS 2030:2017 must be notified to a certification body. However, suppliers may not be required to provide any further evidence in relation to this beyond evidencing that an installer is PAS 2030 certified.

Demonstrating compliance with building regulations and other regulations

- 2.71. We will accept any reasonable means of demonstrating compliance with building regulations.
- 2.72. We require suppliers to demonstrate that a product or system used in the installation of a measure complies with building regulations. Suppliers can demonstrate this in various ways, including:
- a) United Kingdom Accreditation Service (UKAS) accreditation
 - b) European Technical Approval with additional documentation to show compliance with building regulations
 - c) approval by a building control body, or
 - d) for some measures¹⁹, self-certification schemes.

¹⁶ See <https://www.ofgem.gov.uk/publications-and-updates/eco3-innovation>

¹⁷ ISO/IEC is an international standard that specifies requirements for bodies certifying products, processes and services.

¹⁸ Article 18(3) of the ECO3 Order.

¹⁹ The Building Regulations 2010 (as amended) in England and Wales and the Building (Scotland) Regulations 2004 (as amended) list the measure types this applies to and the requirements governing the person carrying out the work. Suppliers should refer to these building regulations for more information about self-certification schemes.

- 2.73. Any certification or approval must be relevant to the conditions under which the product or system will be used, although the building control body is ultimately responsible for accepting that a measure complies with building regulations.
- 2.74. Suppliers must commission technical monitoring of installation standards. Checking that a measure is installed in accordance with PAS (where relevant), building regulations and other regulations will form part of technical monitoring. See Chapter 8 for more information.

Percentage of a measure that must be installed

- 2.75. Suppliers must install 100% of a measure at premises, unless there are reasonable grounds for not doing so.
- 2.76. For clarity, below are some examples of what constitutes 100% of a measure for different measure types:
- a) for loft insulation, 100% of the measure will be the insulation of the entire loft, including draught proofing and insulation of the hatch
 - b) for glazing or draught proofing of windows and doors, 100% of the measure will be the treatment of all windows and doors in the premises, rather than the treatment of a single window or door
 - c) for internal wall insulation, 100% of the measure will be the insulation of the internal face of all exterior-facing walls in the premises
 - d) for party wall insulation, 100% of the measure will be the insulation of all party cavity walls of the premises
 - e) for mobile home insulation (also known as park home insulation (PHI), or park home external wall insulation), there are three insulation measures: PHI walls, roof and floor. 100% of each measure will be the insulation of the exterior facing walls, ceiling, and floor area of the mobile home respectively, and
 - f) for room-in-roof insulation, 100% of the measure will be the insulation of the common walls/stud walls, sloping ceilings, gable walls, party walls, ceiling, and possible residual areas.
- 2.77. Some examples of what we consider reasonable grounds for installing less than 100% of a measure include planning restrictions, or inability to gain access to necessary work areas. The requirement to install measures in accordance with PAS and other relevant standards overrides the requirement to install 100% of the measure.
- 2.78. When referring to the requirement to install 100% of the measure, this relates to installing the measure to the *treatable area* of a premises. For example, ventilation bricks do not constitute a treatable part of a premises area and so would not fall within the 100%.
- 2.79. Where a pre-existing measure (not delivered through ECO) has only been partially installed, we also consider this as reasonable grounds for installing less than 100%. For example, where pre-existing flat roof insulation is installed to 40% of the roof area, insulating the remaining 60% of the roof area will be an eligible ECO measure. In this case the total area that the measure could be installed to would match the amount installed, and therefore the Percentage Of Measure Installed (POMI) is 100%. The total

'similar' area of the property is the whole roof area, so the Percentage Of Property Treated (POPT) would be 60%.²⁰

- 2.80. Reasons relating to the cost of installing the measure alone **will not** be accepted as reasonable grounds for suppliers not to install 100% of a measure.
- 2.81. A supplier should contact us if it is unclear as to whether the reason 100% of a measure cannot be installed constitutes reasonable grounds.
- 2.82. Suppliers must ensure that, if less than 100% of a measure is installed where there are reasonable grounds for not installing more, the savings attributed to the measure are reduced accordingly. For more information on how to reduce the savings for a measure, see Chapter 6.

²⁰ See Chapter 6 for more information on calculating the percentage of a measure installed and how to determine the percentage of property treated.

3. Eligibility

- 3.1. Under ECO3, suppliers must deliver measures that reduce home heating costs for low income, vulnerable and fuel poor households. Measures can be delivered to:
- a) private domestic premises occupied by someone in receipt of specific benefits (the help to heat group); or
 - b) private domestic premises listed in a local authority declaration (and those which meet the associated 'in-fill' criteria); or
 - c) social housing with an EPC energy efficiency rating of E, F or G;²¹ or
 - d) social housing with an EPC energy efficiency rating of D, E, F or G **for innovation measures and demonstration actions only**; or
 - e) private domestic premises as Affordable Warmth (AW) "in-fill" measures, as long as the premises at which these measures are installed are linked to two other separate premises in a particular area that were eligible under (a) or (c), and all 3 premises have had SWI or DHS measures delivered.
- 3.2. This chapter details the requirements suppliers must meet when delivering HHCRO measures, and in particular how a supplier can satisfy us that:
- a) measures installed are eligible qualifying actions
 - b) measures are installed at private domestic premises or in social housing with an EPC energy efficiency rating of D, E, F or G
 - c) for measures installed at private domestic premises, the premises are occupied by a member of the help to heat group or listed in a local authority declaration
 - d) where applicable, measures are installed to an in-fill property linked with two eligible associated measures,
 - e) where applicable, measures are installed at non-gas fuelled premises.
- 3.3. The specific documents which can be used to demonstrate that the premises and occupant requirements are met are provided in Appendix 2.

The premises requirement

- 3.4. Measures delivered to premises either occupied by a member of the help to heat group, or listed in a local authority declaration must be delivered to private domestic premises. Private domestic premises are domestic premises²² that are, in general, not owned or let by a social landlord.²³
- 3.5. This requirement does not apply to measures installed in social housing with an EPC rating of D, E, F or G.

²¹ Article 16 of the ECO3 Order.

²² See Chapter 2 for information on domestic premises.

²³ For more information on the definition of a social landlord, see Schedule 1, Part 4 of the ECO3 Order.

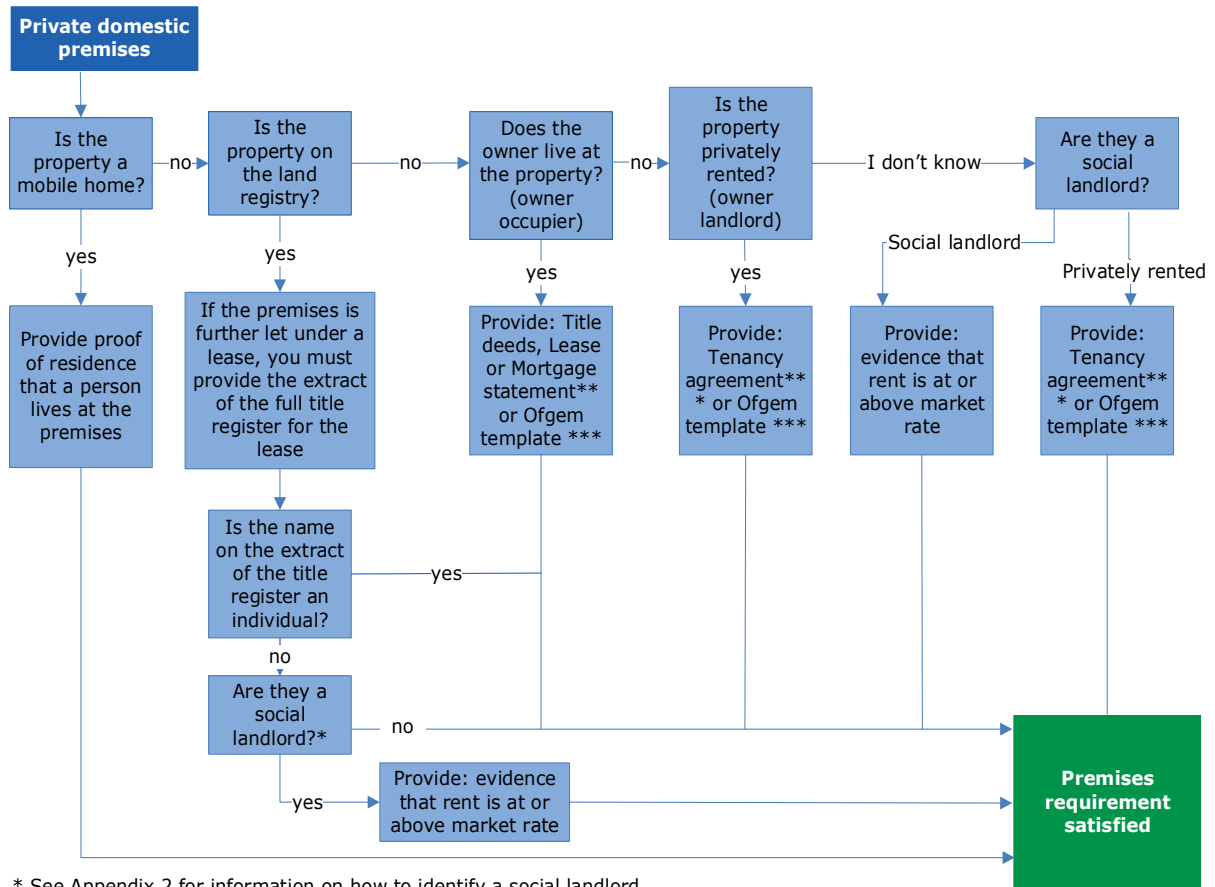
- 3.6. Measures can also be delivered to properties owned or let by a social landlord where it has been let by the social landlord at or above market rate. Information on how to determine market rate can be found in Appendix 2.
- 3.7. The evidence required to demonstrate that premises are private domestic premises depends on:
- a) whether or not a 'relevant interest' in the premises is registered²⁴
 - b) who the premises belong to, or are let by, and
 - c) where applicable, the financial rate at which the premises are let (ie rent).
- 3.8. The 'relevant interest' is the legal interest granting the current right to occupy those premises. In England and Wales, the relevant interest may belong to a freeholder, leaseholder or sub-leaseholder. In Scotland, the relevant interest may belong to the person holding the owner's interest or right, or the person holding the tenant's or sub-tenant's interest.
- 3.9. Where premises are subject to a shared ownership arrangement between a private individual and a social landlord, we consider the premises to be private domestic premises as the private individual is one of the owners of the premises.
- 3.10. Where a customer has entered into an agreement with a bank where the bank buys the property and sells it back to the customer over a period of time (for example, due to the customer's religious beliefs) the following will need to be considered when determining whether the property is owner occupied:
- d) the terms of the customer's agreement with that bank; and
 - e) who has the registered interest in the property²⁵.
- 3.11. Properties that have a Lifetime Mortgage through an Equity Release scheme are treated in the same way as a standard mortgage²⁶. The premises should be categorised as owner-occupied as full ownership is retained by the occupier, subject to the plan provider holding a charge over the property. This is the same as a standard mortgage.
- 3.12. Where the Equity Release Scheme for the property is a Home Reversion Plan, properties will be considered on a case by case basis to determine if they are owner-occupied or private rented sector.
- 3.13. Evidence demonstrating who premises belong to, or are let by, must relate to the person to whom the relevant interest belongs. Figure 1 shows how to identify private domestic premises, and some of the documents needed to prove the premises requirement.

²⁴ A registered premises is one with a relevant interest registered on the Land Registry in England and Wales or, in Scotland, the Land Register of Scotland or recorded in the Register of Sasines. For more information on the evidencing routes for registered and unregistered premises refer to Appendix 2.

²⁵ See paragraph 10.12 for information on the documentation needed in these circumstances.

²⁶ An Equity Release scheme is where the equity in the property is either extracted in a single lump or in instalments and repaid when the occupier either dies or moves to permanent long term care.

Figure 1: Private Domestic Premises Flowchart



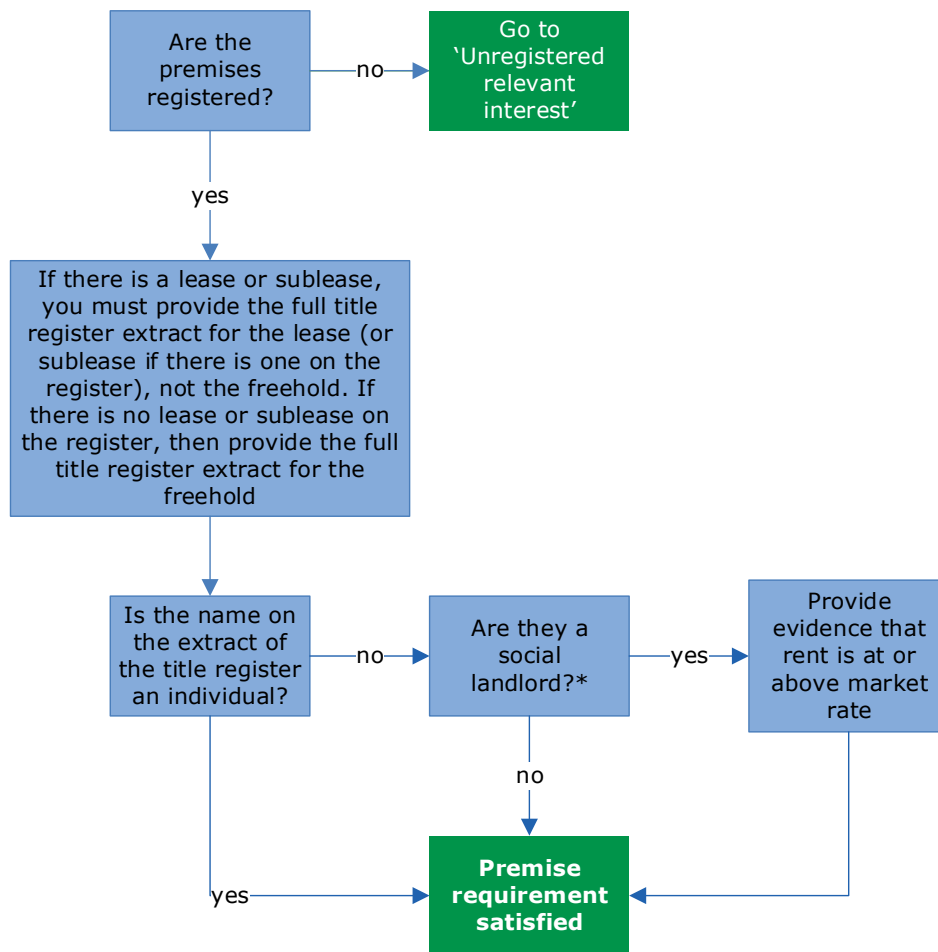
* See Appendix 2 for information on how to identify a social landlord
 ** If dated older than within 18 months before the completion of the measure, must be accompanied by proof of residence dated within 18 months before the completion of the measure
 *** Must be accompanied by proof of residence dated within 18 months before the completion of the measure

Registered relevant interest

- 3.14. In England and Wales, premises are **not** considered to be private domestic premises if the relevant interest registered on the Land Registry belongs to a social landlord, **unless** the supplier can evidence that the premises are let at or above market rate.²⁷
- 3.15. In Scotland, premises are **not** considered to be private domestic premises if the relevant interest registered on the Land Register of Scotland or recorded in the Register of Sasines belongs to a social landlord, **unless** the supplier can evidence that the premises are let at or above market rate
- 3.16. Figure 2 shows how to meet the premises requirement for registered premises.

²⁷ See Appendix 2 for information on calculating the market rate.

Figure 2: Registered premises flowchart



* See Appendix 2 for information on how to identify a social landlord

3.17. For information on how to evidence the registered relevant interest see Appendix 2.

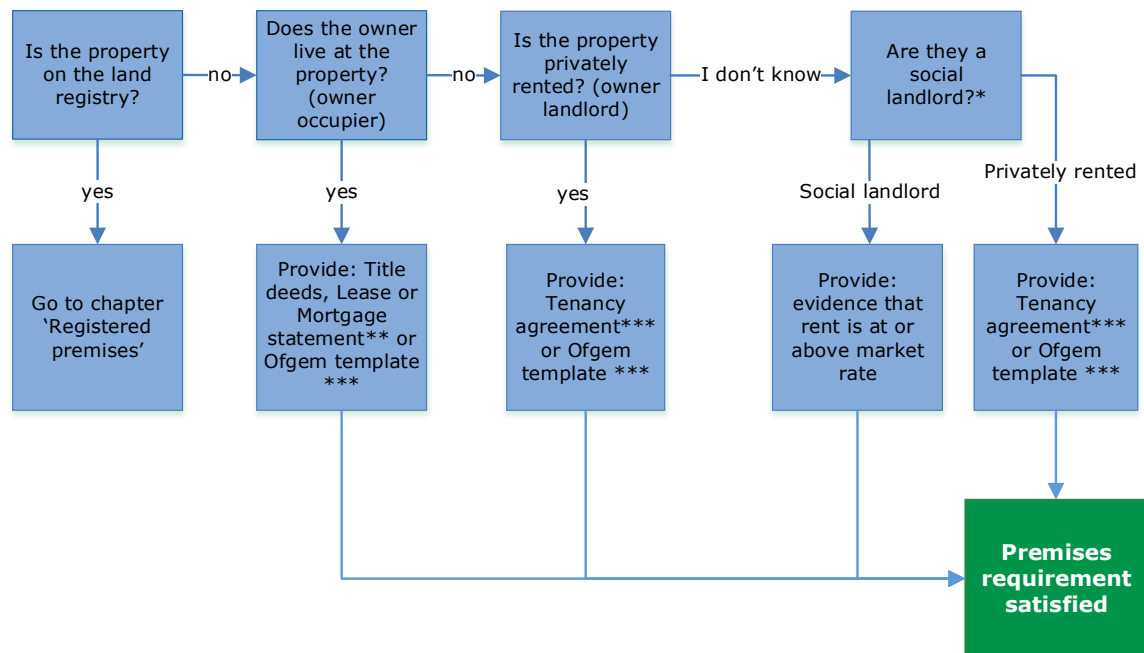
Unregistered relevant interest

3.18. Premises for which a relevant interest is not registered will be considered private domestic premises if:

- a) the premises are not owned or let by a social landlord unless the premises are let by the social landlord at or above market rate
- b) the premises are let under a lease granted under the 'Right to Buy' or 'Right to Acquire' schemes in England or Wales
- c) the premises are let under a lease granted under the 'Right to Purchase' scheme in Scotland
- d) the premises is a croft (see paragraphs 3.24-3.25 below for more information)

3.19. Figure 3 shows how to meet the premises requirement for unregistered premises.

Figure 3: Unregistered premises flowchart



* See Appendix 2 for information on how to identify a social landlord

** If dated older than within 18 months before the completion of the measure, must be accompanied by proof of residence dated within 18 months before the completion of the measure

*** Must be accompanied by proof of residence dated within 18 months before the completion of the measure

3.20. For information on how to evidence unregistered relevant interest see Appendix 2.

Online Verification Service (for premises in England and Wales)

3.21. For properties in England and Wales, the Energy Saving Trust (EST) has developed a service allowing users to verify that a premises is a private domestic premises through a data-matching process with the Land Registry. This service cannot be used to evidence tenure for social housing or local authority owned properties.

3.22. EST will provide the following categories against these verifications:

- a) Matched
- b) Unmatched
- c) Unavailable

3.23. Where EST verifies a premises as 'matched', we consider that the premises is a private domestic premises. Where the premises are 'unmatched' or 'unavailable', alternative evidence will be required.

Crofts

3.24. A property that is a croft can be treated as a private domestic premises as long as appropriate evidence is provided. This should show that the property is a croft and that the help to heat group member or person listed as eligible by the local authority lives at the property. This can be evidenced by any of the following:

- a) Evidence of leases registered with the Crofting Commission
- b) Evidence that the premises is listed on the Register of Crofts (mandatory for all crofts)
- c) A copy of a crofting tenancy agreement

3.25. Although it is possible to evidence the property as recorded on the Register of Sasines or providing title deeds, these documents are not usually available for Crofts. If a supplier wishes to use an alternative form of evidence, they should contact us.

Private Rented Sector Rules

3.26. The Energy Efficiency (Private Rented Property) (England and Wales) Regulations 2015 establish a Minimum level of Energy Efficiency Standard (MEES) for private rented sector (PRS) properties.²⁸

3.27. To reflect the separate minimum standards, the measure type that can be delivered to private rented premises is dependent on the EPC efficiency rating of the property before the installation of the measure being claimed under ECO:²⁹

- PRS properties occupied by a member of the help to heat group with an initial EPC efficiency rating of A, B, C, D, or E can receive any measure, except for the installation of a heating system to replace or repair a broken heating system.
- PRS properties occupied by a member of the help to heat group with an initial EPC efficiency rating of F or G (or unrated) are only eligible to receive solid wall insulation or a renewable heating measure.
- First Time Central Heating (FTCH) measures are eligible in PRS properties with EPC efficiency rating of A-E but may only be delivered in PRS F or G (or unrated) properties providing the measure is a renewable central or district heating measure.
- A renewable heating measure will also be eligible as a solid wall alternative measure in PRS F or G (or unrated) properties.

3.28. Suppliers must notify the property tenure to reflect the initial EPC rating of the property.

3.29. Suppliers must provide evidence of the property's initial EPC energy efficiency rating for PRS properties with an EPC rating of A-E. This must be achieved by providing the EPC report reference number (RRN) at notification.

3.30. The EPC must be pre-installation, and must be the most recent certificate issued prior to the date of installation.

²⁸ <https://www.gov.uk/government/publications/the-private-rented-property-minimum-standard-landlord-guidance-documents>

²⁹ Private rented premises as defined in Article 2 of the ECO3 Order.

- 3.31. The EPC must be valid (dated within 10 years of being lodged) and be the latest to be lodged for that premises.³⁰
- 3.32. To evidence whether properties are PRS, we will require suppliers to obtain a declaration from the customer confirming the tenure. This should be included on the Declaration of Conformity and Completed Installation (DOCC).³¹
- 3.33. Suppliers may also choose to request that the landlord's permission is obtained for the delivery of a measure(s) in a PRS property. This can be evidenced using the 'Private housing FTCH declaration and landlord permission' template for both FTCH and non-FTCH measures in PRS premises.³² Suppliers may also wish to use the 'Landlord or Management Company Permission form' to evidence similar information³³. Both documents can be used to evidence that the property is owned by a private landlord and also to demonstrate the EPC rating of the premises. Suppliers may choose to have further evidence requirements in relation to PRS properties beyond this.
- 3.34. We may choose to conduct an audit if we believe incorrect information is being provided in relation to PRS and EPC ratings.

The occupant requirement

- 3.35. Where measures are delivered to private domestic premises, except in the case of in-fill, the premises must either be occupied by:
- a) a member of the help to heat group, or ³⁴
 - b) a household living in fuel poverty or with a low income and vulnerable to the effects of living in a cold home, as declared by a local authority.³⁵
- 3.36. The occupant requirements do not apply to in-fill premises eligible under local authority flexible eligibility.
- 3.37. The occupant requirements do not apply to measures delivered to social housing, however these premises must be let below the market rate.³⁶ For more information on social housing see from paragraph 3.112.

³⁰ The EPC must be lodged with Landmark:

<https://www.epcregister.com/reportSearchAddressListAddresses.html?id=d86a925309968c7c>

³¹ The ECO3 DOCC is published as an ECO Reporting Working Group Document:

<https://www.ofgem.gov.uk/publications-and-updates/eco-reporting-working-group-eco3-standardised-templates>. This is an ECO Reporting Working Group document and not an Ofgem document.

³² <https://www.ofgem.gov.uk/publications-and-updates/eco3-private-housing-ftch-declaration-private-rented-sector-landlord-permission>.

³³ <https://www.ofgem.gov.uk/publications-and-updates/eco-reporting-working-group-eco3-standardised-templates>

³⁴ Article 14(1) of the ECO3 Order.

³⁵ Article 17(1) of the ECO3 Order.

³⁶ Schedule 1 of the ECO3 Order.

Affordable Warmth in-fill

- 3.38. Measures can also be delivered to private domestic premises as Affordable Warmth (AW) in-fill measures, as long as the premises at which the measures are installed are linked to two other separate premises in a particular area that were eligible under the Help to Heat Group or social E, F or G.
- 3.39. The occupant requirement is considered to be met for the private domestic premises where an “in-fill measure” is installed as long as all of the rules for Affordable Warmth in-fill are met, see paragraph 3.66.³⁷

Membership of the help to heat group

- 3.40. Householders who receive specific benefits and, for child benefit, are below the equivalised income threshold for the household composition³⁸ are referred to as the “help to heat group” (HTHG).
- 3.41. Under this eligibility route, a supplier can promote a measure to occupants of private domestic premises³⁹ that:
- a) are members of the help to heat group, or⁴⁰
 - b) live in the same home as a member of the help to heat group.
- 3.42. HTHG eligibility is based on the tenant’s status rather than the landlord’s. This is because in most cases, the person who pays the energy bill is usually the tenant, which means that they would benefit from bill savings achieved by the installation of the measures. It will also be the tenant who is at risk of harm by living in the cold, and who, after the installation of the measures, will benefit from living in a potentially warmer home.
- 3.43. There are several things to consider when collecting evidence for HTHG eligibility:
- a) Suppliers must ensure the measure being installed is at private domestic premises where a HTHG member lives and there is appropriate evidence to demonstrate this
 - b) Suppliers must ensure benefit letters are from official departments/organisations
 - c) Suppliers must ensure relevant information is clearly visible
 - d) Suppliers must ensure all documents showing HTHG eligibility are dated no more than 18 months prior to the completion of the measure, with the exception of core group customers which should be dated on or after 1 April 2019, Child Benefit award notices and Industrial Injuries Disablement Benefit letters.

³⁷ For more information on affordable warmth in-fill measures see paragraph 3.66.

³⁸ Equivalised income thresholds reflect the fact that households with many members are likely to need a higher income to achieve the same standard of living as households with fewer members. The income threshold therefore varies to take account of the different household composition types. See Table 4 for the values.

³⁹ See paragraphs 3.4 to 3.13 for more information on private domestic premises.

⁴⁰ Schedule 2 to the ECO3 Order.

- 3.44. Where suppliers submit matched DWP data matching service reference numbers to evidence HTHG eligibility this must be dated no more than 18 months prior to completion of the measure.
- 3.45. For suppliers to demonstrate that the occupant requirement is met they must be able to provide evidence of the following:
- a) a person's membership of the help to heat group, and
 - b) that the person is an occupant of the premises.
- 3.46. Appendix 2 details the specific documents which can be used to demonstrate this requirement.
- 3.47. This section provides an overview of the criteria that must be used to determine whether a person is a member of the help to heat group.
- 3.48. A person living at private domestic premises is an eligible member of the help to heat group if the person is a core group customer from 1 April 2019 (scheme year 9)⁴¹ onwards under the Warm Home Discount scheme, or receives at least one of the following benefits and satisfies the relevant income requirements, where applicable:
- a) Armed Forces Independence Payment
 - b) Attendance Allowance
 - c) Carer's Allowance
 - d) Child Benefit (on the condition that the household's relevant income does not exceed the amount set out in **Table 4** corresponding to the type of claim and the number of qualifying children)
 - e) Constant Attendance Allowance
 - f) Disability Living Allowance
 - g) Pension Guarantee Credit
 - h) Income-related Employment and Support Allowance (ESA)
 - i) Income-based Jobseeker's Allowance (JSA)
 - j) Income Support
 - k) Industrial Injuries Disablement Benefit
 - l) Personal Independence Payment
 - m) Severe Disablement Allowance
 - n) Tax Credits (Child Tax Credits and Working Tax Credits)
 - o) Universal Credit (UC)
 - p) War Pensions Mobility Supplement.

⁴¹ See Regulation 7(2) of the Warm Home Discount Regulations, Regulation 3(h) of the Warm Home Discount (Miscellaneous Amendments) Regulations 2018 and our Warm Home Discount (WHD) Guidance for Suppliers for further details: <https://www.ofgem.gov.uk/publications-and-updates/warm-home-discount-whd-guidance-suppliers-version-61>

Evidencing eligibility – help to heat group

- 3.49. Suppliers can demonstrate to us that the occupant requirement is met by ensuring that a copy of the relevant documents are made available at audit.
- 3.50. We do not require full 'proof of benefit' letters. To evidence HTHG eligibility, we only need the page(s) that show:
- a) official letter headed paper from HMRC, DWP/Jobcentre Plus, MOD, HM Government or the Pension Service
 - b) name and address matching where the measure was installed. Where the address is different, official documents proving they resided at the premises where the measure was installed
 - c) relevant date (either of the letter, start or end of the benefit), and
 - d) confirmation that a customer receives a qualifying benefit
- 3.51. Appendix 2 provides examples of which documents should be produced at audit to demonstrate that the occupant requirement was met at some point during the course of promotion of the measure. Suppliers wishing to use documents which are not detailed in Appendix 2 should contact us.

Matched Warm Home Discount (WHD) Core Group Notice

- 3.52. A supplier can produce a matched WHD Core Group Notice⁴² dated from 1 April 2019 (scheme year 9) at audit to satisfy us that a person is receiving Pension Credit Guarantee Credit and is therefore a member of the help to heat group.

Matched 'DWP reference number'

- 3.53. Suppliers or members of the supply chain may arrange for the Energy Saving Trust (the data-matching service provider), who have a contract with DWP, to confirm that a person is a member of the help to heat group.
- 3.54. The following help to heat group benefits cannot be data matched by DWP:
- a) Armed Forces Independence Payment,
 - b) Constant Attendance Allowance,
 - c) War Pensions Mobility Supplement, and
 - d) Child Benefit.
- 3.55. If DWP confirms (via the Energy Saving Trust) that a person receives a help to heat group benefit, the supplier may rely on this as a way of demonstrating that a person is a member of the help to heat group. If a supplier wishes to rely on a DWP confirmation,

⁴² Article 14(4)(c) of the ECO3 Order. See Regulation 6(1) of the Warm Home Discount Regulations 2011 and our Warm Home Discount (WHD) Guidance for Suppliers for further details: <https://www.ofgem.gov.uk/publications-and-updates/warm-home-discount-whd-guidance-suppliers-version-61>.

it must include the 7-digit reference number (or 10 digits where it includes the user prefix) provided by the data-matching service provider when notifying the measure. This is the 'DWP reference number' in the notification template. This reference number will also be accepted where it is preceded by the three digits identifying the service user.

- 3.56. The Energy Saving Trust refer the following categories of people to suppliers:
- a) **matched** - a person who is confirmed by DWP as receiving a help to heat group benefit
 - b) **unmatched** – a person who is confirmed by DWP as not receiving a help to heat group benefit
 - c) **un-verified** – a person who is confirmed by DWP as may be in receipt of a help to heat group benefit
- 3.57. Where a 'matched' DWP reference number is provided at notification that is dated no more than 18 months prior to completion of the measure, suppliers can rely on this at audit and no documentation will be needed to demonstrate that a person is a member of the help to heat group. We will verify these reference numbers against the records of the data-matching service provider to check that the notified number relates to a person receiving a help to heat group benefit residing at the address where a measure was notified and is dated no more than 18 months prior to completion of the measure.
- 3.58. Where the 'matched' DWP reference number is not dated no more than 18 months prior to completion of the measure we will require evidence of the initial DWP match to evidence eligibility. We do not expect suppliers to retrospectively obtain benefit evidence to support eligibility.
- 3.59. An 'unmatched' or 'unverified' referral will not be sufficient to satisfy us that a person is a member of the help to heat group. In this case, the supplier should not include the DWP reference number when notifying the measure. The supplier should satisfy us that the relevant person is a member of the help to heat group through one of the other routes detailed in this section. They should also ensure that any additional evidence that demonstrates this is made available on request.
- 3.60. Recipients of Universal Credit (UC) can be on either the full service or the live service. Both full service and live service UC records can be data matched by DWP.

Self-declaration for income levels under Child Benefit

- 3.61. We expect suppliers to communicate to the supply chain that where a person is in receipt of one of the Help To Heat Group (HTHG) qualifying benefits listed in paragraph 3.48 that this evidence route is pursued before using Child Benefit. Verifying eligibility through the Child Benefit route should be the method of last resort and only utilised where **all** other routes of establishing eligibility are exhausted.
- 3.62. Where Child Benefit is used to evidence HTHG eligibility, suppliers must collect a Child Benefit award notice or Child Benefit number as evidence of responsibility for children or qualifying young persons. Further detail is provided in Table 5.
- 3.63. To mitigate the risks around compliance with the data protection regime processing a consumer's income data should be avoided. Instead, a self-declaration signed by the occupant and dated no more than 18 months prior to completion of the measure will

verify that a person living at the premises confirms to not only be in receipt of Child Benefit, but crucially is under the relevant annual income threshold for the household composition.⁴³

- 3.64. The declaration must also be counter-signed by the relevant third party to provide assurance that the person living at the premises is in receipt of Child Benefit and is not in receipt of any of the other qualifying benefits listed in paragraph 3.48. The relevant third party could include, but is not limited to: the installer, operative, assessor or managing agent.
- 3.65. We will monitor the number of measures notified using the Child Benefit eligibility route and may undertake targeted audits where considered appropriate. In this instance, we will work with suppliers to seek assurance that household eligibility has been appropriately verified, and other routes discounted, as well as verifying the evidenced Child Benefit award notice or Child Benefit number. Where there is evidence of suspected fraud this will be treated under our existing Counter Fraud policies.

Affordable Warmth in-fill for SWI & DHS measures

- 3.66. The ECO3 Order establishes two in-fill mechanisms: one operates under the local authority flexible eligibility mechanism, and is set out in the next section. The other, Affordable Warmth (AW) in-fill, is available in the wider scheme. It is intended to ease delivery of SWI and DHS measures to terraces, flats and other groups of properties.
- 3.67. Under the AW in-fill mechanism, for every two ECO-eligible premises which are treated with one of the above measures, a third 'in-fill' premises (which would not otherwise be eligible for ECO) can also receive support. We refer to this as the '2:1 ratio'. The in-fill premises must be a private domestic premises, however the associated premises can be either a private domestic premises occupied by a member of the help to heat group or social housing with an EPC rating of E, F or G. All three must receive either SWI⁴⁴ or DHS: two DHS measures cannot support an SWI in-fill measure, for example.
- 3.68. In-fill properties must either be:
- a) in the same terrace as,
 - b) in an immediately adjacent building to, or
 - c) in the same building as households eligible for HHCRO.
- 3.69. **Immediately adjacent buildings** are buildings that do not physically join but are separated by an alleyway, footpath, side garden or fence, for example roads that contain terraced houses only would be considered immediately adjacent. If there are buildings separated by a road on which motorised vehicles travel these are not considered adjacent, although if the alleyway is used by motorised vehicles for parking purposes only then this would be allowed. **"Same building"** will typically refer to multiple properties in the same structure (eg block of flats).

⁴³ See <https://www.ofgem.gov.uk/publications-and-updates/eco3-child-benefit-self-declaration>.

⁴⁴ Solid Wall External Insulation and Solid Wall Internal Insulation only.

- 3.70. Each associated measures must be completed within six months of the in-fill measure. The associated measures do not need to be completed within six-months of each other.
- 3.71. If suppliers wish to utilise AW in-fill for SWI or DHS they will need to submit information about the associated measures via the ECO register, along with the rest of the notification details. It should specify which premises are in-fill and which eligible premises the in-fill measures are associated with, in order to be validated.
- 3.72. The "Associate_AW_In-fill_Measure_1" and "Associate_AW_In-fill_Measure_2" fields in the notification template should only be populated when notifying an AW in-fill measure to identify the two eligible measures that are supporting it.
- 3.73. AW in-fill measures must be notified against the same supplier licence and the in-fill measures cannot be transferred until all the in-fill and associated measures are approved. Once the measures have all been verified, they can only be transferred as a group.
- 3.74. In the event that a measure installed into an eligible property is not approved, then any in-fill property relying on that measure would also not be approved. Parties need to be aware that a measure being in an approved status may not always remain in that status and therefore that measure (and any associated in-fill measures) could collectively be rejected at a later date. If the decision to refuse or revoke the savings of a supporting measure is taken, suppliers will be able to update the notification of the AW in-fill measure to link it to different supporting measure, assuming it meets all relevant criteria.
- 3.75. The section below provides examples of projects where the AW in-fill requirements have been met. These examples are illustrative and non-exhaustive, and are intended to be used as a guide.

Affordable Warmth (AW) in-fill examples

- 3.76. This section covers examples of projects where the Affordable Warmth (AW) in-fill requirements have been met. The examples are only illustrative and this is a non-exhaustive list provided as a guide.
- 3.77. It is important to bear in mind that where, in the examples given below, a property is stated as not meeting the relevant eligibility criteria under AW in-fill, a supplier can consider whether the properties could be eligible for funding under another eligibility route (eg if they are social housing EPC band E, F, or G).⁴⁵
- 3.78. The in-fill premises must be a private domestic premises, however the associated premises can be either a private domestic premises occupied by a member of the Help to Heat Group or social housing with an EPC rating of E, F or G.
- 3.79. The scenarios outlined below will typically refer to houses that directly adjoin onto one other property. "Directly adjoined" refers to two individual properties that join onto one

⁴⁵ See paragraphs 3.66-3.75 for more information on the eligibility criteria for Affordable Warmth in-fill.

another. This includes two semi-detached houses, two semi-detached bungalows, or a detached building containing two properties (eg one above the other).

- 3.80. Semi-detached and detached buildings composed of a single premises would not meet the 2:1 ratio and therefore would not be eligible for AW in-fill. However, a semi-detached or detached building that has been converted into multiple premises may be eligible where the AW in-fill criteria are met. For example a semi-detached property that has been converted into 3 separate flats would be eligible, subject to all other eligibility criteria being met.

Examples below include boxes representing whole households:

Key	Colour
Not a Member of the Help to Heat Group or social housing with an EPC rating of E, F or G.	Red
AW In-fill	Blue
Member of the Help to Heat Group or social housing with an EPC rating of E, F or G.	Green

Examples below include boxes representing whole households


- 3.81. **Example 1 – same terrace.** In this example, as there are ten terrace properties then 66% of eligible households can receive the measure and the adjacent property can also receive the same measure, as long as the number of these in-fill properties does not exceed 34% (2:1 ratio).



- 3.82. **Example 2 – same terrace separated by a road.** All of the properties in the top row of terraces are eligible under AW in-fill as eight properties are a member of Help to Heat Group or living in social housing with an EPC rating of E, F or G and the remaining four properties are part of the same terrace. The bottom row of terraces act independently from the top and are not considered the same terrace or an immediately adjacent building as they are separated by a road. As five properties in the bottom row are member of the Help to Heat Group, an additional two properties in the row can be counted as AW in-fill. The remaining five properties cannot be counted as in-fill as the ratio of eligible properties to in-fill has not been met.

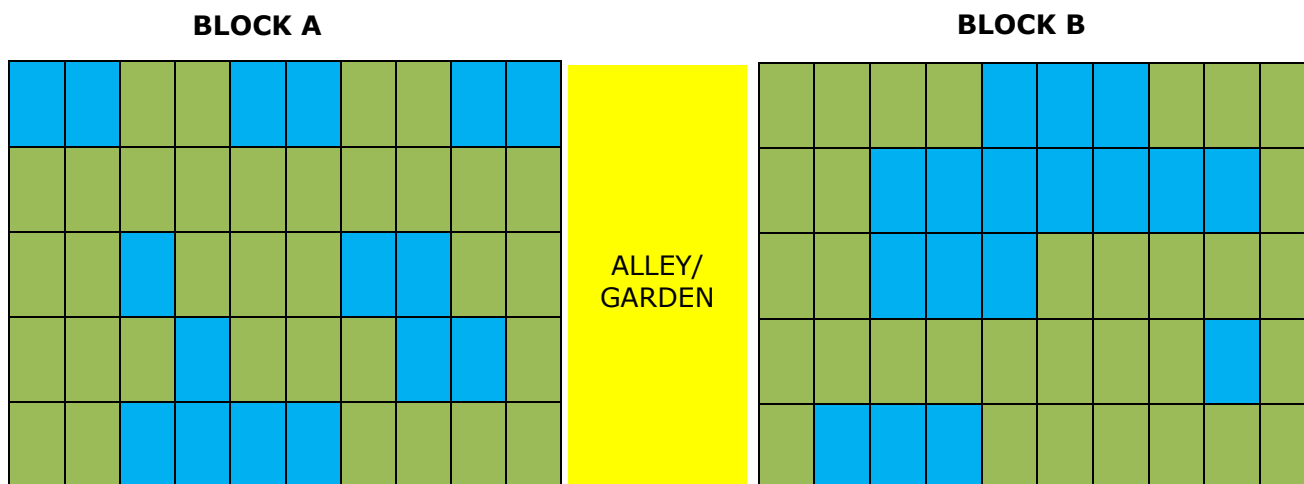


3.83. **Example 3 – Block of flats.** In this example, 21 flats are a member of the Help to Heat Group or living in social housing with an EPC rating of E, F or G. As such, a further nine other flats can be treated as in-fill as the 2:1 ratio has been met.



3.84. **Example 4 – Block of flats.** All the properties in Block A are eligible for SWI or DHS as 34 of 50 properties are a member of the Help to Heat Group or living in social housing with an EPC rating of E, F or G. The other 16 properties can be classed as in-fill as they are part of the **same building**. In Block B, 33 of the 50 properties are a member of the Help to Heat Group or living in social housing with an EPC rating of E, F or G. This would mean that only 16 of the remaining 17 properties can be classed as in-fill if Block B was considered in isolation. However, as Block A & B are **immediately adjacent buildings**⁴⁶, then they may be amalgamated for the purposes of calculating in-fill. As 67 of 100 properties in Block A and B are eligible then the other 33 can be classed as AW in-fill.

⁴⁶ See paragraph 3.69 for definition of “*immediately adjacent building*” and “*same building*”.



Flexible eligibility - Local authority declarations

- 3.85. Measures delivered to private domestic premises are eligible where suppliers are able to demonstrate to Ofgem that a local authority (LA)⁴⁷ declaration exists stating that the households listed in the declaration are either:⁴⁸
- living in fuel poverty (FP),
 - living on a low income and vulnerable to the effects of living in a cold home (LIVC),⁴⁹ or
 - non-fuel poor but located in an immediately adjacent building to, in the same building as, or in the same terrace as households identified by an LA as FP or LIVC (SWI in-fill only).
- 3.86. Properties owned or let by a social landlord can only be listed in an LA declaration where it is let by the social landlord at or above market rate, ie meeting the private domestic premises requirement. For more information on how to evidence market rate see Appendix 2.
- 3.87. A supplier may deliver up to 25% of its HHCRO through this route, including any SWI in-fill.
- 3.88. Once all measures are approved we will carry out an assessment of a supplier's flexible eligibility measures before we determine whether a supplier has achieved its obligation. Where the cost savings for a supplier's flexible eligibility exceeds the 25% limit we may not approve some of the flexible eligibility measures with total savings equal to the amount by which the limit was exceeded. If we are required to revoke approved

⁴⁷ Article 2 of the ECO3 Order

⁴⁸ Article 17 of the ECO3 Order.

⁴⁹

BEIS have provided guidance on what types of households meet the criteria. However, the LA maintains discretion and flexibility on whether to apply criteria that better reflect local needs: https://assets.publishing.service.gov.uk/government/uploads/system/uploads/attachment_data/file/776540/energy-company-obligation-3-LA-flexible-eligibility-guidance_.pdf

measures we will work with suppliers to select which measures this will apply to. It is important to note that these measures may be eligible under another eligibility route for HHCRO and could be treated as such.

Statement of intent

- 3.89. Prior to making LA declarations, an LA must produce a Statement of intent (SoI) regarding its delivery of the ECO flexible eligibility provision. This SoI should be publically available (eg published on an LA's website) so that it can be easily accessed by interested parties. LAs are responsible for ensuring the SoI is accurately numbered and dated to allow for clear distinction from previous versions. The LAs must ensure all published versions of the SoI remain publically available for viewing (eg published on an LA's website). All previous versions of the SoI should be marked 'withdrawn/superseded' and dated accordingly.
- 3.90. The supplier must be able to evidence that:
- a) the SoI was published prior to any declarations being made by that LA, and
 - b) the SoI includes a methodology on how the LA intends to target FP and LIVC households.
- 3.91. The supplier can provide evidence of the above by:
- a) producing a screenshot of a published and dated SoI
 - b) producing a hard copy of the SoI; this includes declarations provided in any LA report (eg the Home Energy Conservation Act 1995 report), or
 - c) any other means agreed with Ofgem, eg providing a link to an LAs website where the SoI has been published.
- 3.92. Suppliers will need to check that a statement outlining the LA's targeting methodology is included in the SoI, but are not required to assess the content of the methodology. Ofgem will not assess or approve local authority SoIs.
- 3.93. Suppliers are entitled to rely on the LA having made an accurate assessment of eligibility. However, if we find that the SoI was not published before the LA declaration was made or that the methodology for targeting is not included in the SoI, we will look to revoke approval of the measures included in the relevant declarations, ie those linked to that version of the SoI. However, these measures may be eligible under another route for HHCRO and could be treated as such.
- 3.94. Suppliers should be aware that an LA may update its SoI and publish a later version. In such circumstances the supplier should obtain assurance from the LA that it had published the relevant version of the SoI prior to the date of any declarations being made.
- 3.95. A local authority can provide declarations for households not within its administrative area under certain circumstances. For example, this includes where a LA delegates some functions to another LA, where the LA providing the service is best placed to make a determination of the eligibility of a household. In such situations all relevant LAs must

co-sign the SoI to confirm which LAs are operating on behalf of others. This must also be recorded on the LA declaration.

Local authority declarations - Determining and evidencing household eligibility

- 3.96. Once an SoI has been published by an LA, the LA can make declarations. Suppliers must ensure that a copy of the LA declaration listing the household is available for audit.⁵⁰
- 3.97. The LA is responsible for making the determination that a household is eligible (including SWI in-fill). Ofgem does not require suppliers to undertake supplementary checks to determine eligibility once an LA declaration is made. Suppliers are entitled to rely on the LA having made an accurate assessment of eligibility.
- 3.98. Where we become aware that an LA is not following the targeting methodology outlined in its SoI, we will pass this information to BEIS for investigation. This will not affect measures already notified to us based on declarations made by that LA.
- 3.99. LA declarations including those with SWI in-fill will remain valid for a period of 18 months from the date of signature or until the 31 March 2022, whichever is earliest, providing there is a valid SoI in place unless otherwise stated by the LA. There is no requirement to reassess households once a LA declaration has determined a household to be eligible within a period.
- 3.100. Declarations can be made before or after the installation of measures. Parties involved in flexible eligibility are free to negotiate when declarations should be made. The ECO3 Order does however require that a LA is 'consulted' prior to the installation of the measure. As part of the standard declaration,⁵¹ LAs will be required to confirm that they were 'consulted' prior to installation of a measure.
- 3.101. When notifying flexible eligibility measures to Ofgem, suppliers will need to provide the unique reference number (URN)⁵² of the completed LA declaration. All households listed in a declaration are given the same URN. A separate URN is not required for each property. Guidance on the format of URNs can be found in the BEIS guidance for LAs.⁵³
- 3.102. A household listed on an LA declaration may also be eligible as a member of the help to heat group. If a supplier decides to notify the measures as a help to heat group measure, the information on the declaration should also be included in the notification of the measure. This information will be provided to BEIS for reporting purposes.

⁵⁰ See Chapter 9 for information on audits.

⁵¹ Articles 17(1)(b) and 17(4)(b) of the ECO3 Order.

⁵² Guidance on the format of URNs for local authority declarations is provided in the BEIS guidance note for flexible eligibility.

⁵³ See

https://assets.publishing.service.gov.uk/government/uploads/system/uploads/attachment_data/file/776540/energy-company-obligation-3-LA-flexible-eligibility-guidance_.pdf

3.103. Suppliers should be aware that Ofgem’s primary interactions on measures submitted based on a LA declaration will be with suppliers, not LAs. Ofgem will not contact LAs to request missing information or query unclear information.

3.104. BEIS has developed standardised templates for declarations which can be found in its guidance for LAs.⁵⁴

Local authority declarations - SWI in-fill

3.105. A LA can also declare households as eligible for HHCRO measures that do not meet the criteria for FP or LIVC where they are in the same terrace as, immediately adjacent to, or in the same building as households that do meet those criteria. Measures delivered to these premises are known as “in-fill” measures.

3.106. Premises with in-fill measures should be listed on the same LA declaration as household(s) that i) are in the same terrace as, ii) in an immediately adjacent building to or, iii) in the same building as households identified by an LA as FP or LIVC. BEIS has created a separate declaration template for SWI in-fill projects.

3.107. Only SWI can be installed where the premises are listed in the LA declaration as in-fill.

3.108. The specific requirements over the type and number of households that can be eligible as in-fill based on the presence of eligible FP or LIVC households are summarised in Table 1.

Table 1: Summary of the requirements for different property types under in-fill

Property Type	LA declaration requirements	In-fill available
Semi-detached houses or bungalows, or a building containing no more than two domestic premises	At least one of the two-properties must be declared by the LA as FP or LIVC (50% eligibility).	The other private property to which it is directly adjoined is eligible for solid wall insulation. This is known as the in-fill property
Any other properties that are contained together on a list provided by the LA that are in the same or immediately adjacent buildings ⁵⁵ or in the same terrace (eg flats and terraced houses)	At least 50% of properties listed in the declaration must be classified by the LA as FP or LIVC.	The other 50% of properties on the list are eligible for solid wall insulation, provided they are either in the same building, an immediately adjacent building or in the same terrace.

⁵⁵ A detached building is eligible where it has FP or LIVC households containing two properties. For example, where an eligible property directly adjoins an in-fill property as it is located directly above or below and there are no more than 2 properties in the building.

Mixed eligibility projects

- 3.109. In some cases a project may include households that are eligible for different reasons, for example a block of flats that is considered eligible through a mixture of help to heat group eligible consumers and LA Flex (including SWI in-fill).
- 3.110. Measures installed in flats identified as help to heat group or LA Flex should be notified as such and no connection needs to be made between these measures installed in the same block.
- 3.111. Any remaining measures delivered through LA flexible eligibility must meet the relevant in-fill requirements. For example, if some households in the block of flats are identified as in-fill, these must be supported by the required number of HTHG, FP, or LIVC households in the same block of flats and listed in the same LA declaration.

Social housing E, F or G

- 3.112. HHCRO measures can also be delivered to social housing with an EPC energy efficiency rating of E, F or G, where the premises are let below market rate.
- 3.113. Delivery to social housing premises is limited to the following measures:
- a) insulation measures,
 - b) demonstration actions,
 - c) innovation measures, or
 - d) first time central heating systems (including renewable central heating), excluding a district heating connection to an uninsulated premises.⁵⁶
- 3.114. We refer to the delivery of first time central heating systems (including renewable central heating) or first time district heating connections, excluding a district heating connection to an uninsulated property, collectively as first time central heating (FTCH).
- 3.115. A central heating system is defined as “a system which provides heat for the purpose of space heating through a boiler or other heat source connected to one or more separate heat emitters, and does not include district heating connection”.⁵⁷
- 3.116. For a FTCH measure to be eligible, the domestic premises must at no point prior to the installation have had:
- a) a central heating system (including renewable central heating), or
 - b) a connection to a district heating system

⁵⁶ Article 16(1) of the ECO3 Order.

⁵⁷ Article 2 of the ECO3 Order.

3.117. Suppliers can also install FTCH measures to domestic premises heated by electric storage heaters, if all the heaters are either broken down or have a responsiveness of equal to or less than 0.2 when assessed against SAP. See paragraph 3.135 for further information on evidencing 'at no time prior'. Further information on first time central heating can be found in paragraph 4.53.

3.118. First time central heating will be expanded to all property tenures. This will include owner occupier premises. First Time Central Heating measures are eligible in PRS properties with EPC efficiency rating of A-E but may only be delivered in PRS F or G (or unrated) properties providing the measure is a renewable central or district heating measure.

Determining whether premises are social housing

3.119. In England and Wales, premises are considered to be social housing if the relevant interest is registered on the Land Registry as belonging to a social landlord.⁵⁸

3.120. In Scotland, premises are considered to be social housing if the relevant interest is registered on the Land Register of Scotland or recorded in the Register of Sasines as belonging to a social landlord.⁵⁹

3.121. Where premises are not registered, it can be considered as social housing where there is proof that a social landlord lets the property.

3.122. Information on how to identify social landlords can be found in Appendix 2 (see from paragraph 10.25).

Determining whether the premises have an EPC energy efficiency rating of E, F or G

3.123. Suppliers must demonstrate that the social housing property has an EPC with an energy efficiency rating below band D (ie E, F or G), or below band C for innovation measures. This must be achieved by providing the EPC report reference number (RRN) at notification. This can either be a pre- or post-installation EPC.

3.124. The EPC must be valid (dated within 10 years of lodgement) and be the latest to be lodged for that premises.

3.125. Where a pre-installation EPC is used to demonstrate the energy efficiency rating of a premises, the supplier must collect a declaration signed by or on behalf of a social landlord providing assurance that the EPC reflects the current characteristics of the property. The signatory should have sufficient and appropriate authority to act on behalf of the social landlord.

3.126. Where multiple measures are installed in a single premises, the premises improved energy efficiency rating must be considered prior to any subsequent qualifying installations. For example, where the first measure improves the EPC energy efficiency

⁵⁸ Schedule 1 of the ECO3 Order.

⁵⁹ Schedule 1 of the ECO3 Order.

rating to a D or above, any subsequent installations would not be eligible under this provision.

3.127. Following the installation of multiple measures, the supplier can demonstrate that the measures are eligible using the social landlord declaration in the following ways:

- a) The social landlord can list as part of the declaration the measures to be installed in the intended order of installation. Where multiple measures are installed the social landlord must confirm that the energy efficiency rating of the premises will not increase to a band D or above **before installation of the final measure listed on the declaration**, or
- b) The social landlord can produce a separate declaration for each measure, taking into account the previous installations when confirming that the EPC energy efficiency rating of the property remains below band D.

3.128. We expect social landlords to have appropriate information available to them to make such a declaration.

3.129. We may not approve measures where there is evidence on the EPC stating that the measures notified to us will improve the energy efficiency of the premises to D or above before the installation of the final measure listed on the declaration. Social landlords and suppliers should satisfy themselves that there is no evidence to suggest this.

3.130. This declaration should be made available to us on request.

3.131. Where a post-installation EPC RRN is notified to us and states an energy efficiency rating of E, F or G, the declaration relating to the energy efficiency of the premises is not required.

Determining whether the premises are let below market rate

3.132. Social housing under this provision will only be eligible where the housing is let at below the market rate. The supplier must produce a declaration signed by a social landlord providing assurance that the social housing premises are let at below the market rate, or where the premises are currently void, have previously and will be let at below the market rate.

3.133. This declaration should be made available to us on request.

3.134. For more information on how market rate is determined for different areas see Appendix 2.

First time central heating and evidencing 'at no point prior'

- 3.135. For the installation of first time central heating systems⁶⁰ under this provision, suppliers must demonstrate that 'at no point prior' to the installation was a central heating system (including renewable central heating), district heating connection or immediately prior a working, efficient electric storage heater installed at the premises.
- 3.136. A supplier can evidence that this requirement is met through a declaration signed by the social landlord. This must state that at no point prior to the installation of the first time central heating measure did the social housing premises have a central heating system (including renewable central heating), district heating connection, or immediately prior a working, efficient electric storage heater.
- 3.137. The declaration should also identify the pre-main heating source in-situ prior to the installation of the FTCH measure. This declaration should be made available to us on request.

The rural sub-obligation

- 3.138. A supplier must achieve at least 15% of their total HHCRO by delivering measures to domestic premises in rural areas (the rural sub-obligation).
- 3.139. Suppliers should refer to the 2011 rural-urban classification of output areas document for properties in England and Wales⁶¹, and to the Scottish Government Urban Rural Classification 2016 document for properties in Scotland⁶² or use the ECO tool,⁶³ or an equivalent system, to ensure measures are installed in eligible rural areas.

Qualifying benefits under the Help to Heat Group

Armed Forces Independence Payment

- 3.140. Armed Forces Independence Payment (AFIP) provides financial support to Service personnel and veterans who have been seriously injured as a result of service in the UK Armed Forces.
- 3.141. The award of AFIP is based on Service personnel and veterans who are entitled to a Guaranteed Income Payment (GIP) of 50% or higher through the Armed Forces Compensation Scheme (AFCS).⁶⁴

⁶⁰ See paragraph 4.56-4.71 for more information on first time central heating

⁶¹ See <https://www.gov.uk/government/statistics/2011-rural-urban-classification>.

⁶² See <http://www.gov.scot/Topics/Statistics/About/Methodology/UrbanRuralClassification>.

⁶³ See <https://eco.locationcentre.co.uk/>.

⁶⁴ More information on Armed Forces Independence Payment can be found in the Ministry of Defence's AFIP FAQs: <https://www.gov.uk/government/publications/faq-on-the-armed-forces-independance-payment>

Evidencing Armed Forces Independence Payment

3.142. Customer entitlement notice letters confirming receipt of AFIP from DWP can be used to evidence HTHG eligibility. These are issued on a case-by-case basis when requested by the claimant. See Appendix 2 for example letters.

3.143. This table shows the expected wording on the relevant letter from **DWP**. The statements may vary slightly between letters.

Table 2: Evidencing Armed Forces Independence Payment

Armed Forces Independence Payment	
Customer entitlement notice from DWP	<p>The letter should include:</p> <p>"We can confirm you've been awarded Armed Forces Independence Payment from and including DD MONTH YYYY"</p> <p>"This is for the period DD MONTH YYYY to DD MONTH YYYY"</p>

Attendance Allowance

3.144. People can receive Attendance Allowance (AA) to help with extra costs if they need someone to look after them due to a disability. In order to receive the benefit, the individual needs to be physically (including sensory disability, for example blindness) and/or mentally disabled (including learning difficulties), and aged 65 or over. It is paid weekly at 2 different rates depending on the level of help the individual needs.

Evidencing Attendance Allowance

3.145. Attendance Allowance uprating letters can be used as evidence of HTHG eligibility. These are issued annually to notify recipients what their new income will be. Suppliers can also use a DWP 'proof of benefit' letter showing that the consumer is in receipt of Attendance Allowance as evidence of HTHG eligibility.

Table 3: Evidencing Attendance Allowance

Attendance Allowance	
Attendance Allowance Annual Uprating Letter from DWP	<p>The following text should also be included on the first page:</p> <p><i>'Your Attendance Allowance will go up from £XX.XX to £XX.XX from DD MONTH YYYY.</i></p> <p><i>You are entitled to: XX from DD MONTH YYYY.'</i></p> <p>This text will vary depending on the claim.</p>

Carer's Allowance

3.146. People can receive Carer's Allowance if they care for someone for at least 35 hours a week and the person they care for is in receipt of one of the benefits listed below:

- a) Personal Independence Payment
- b) Disability Living Allowance
- c) Attendance Allowance
- d) Constant Attendance Allowance at or above the normal maximum rate with an Industrial Injuries Disablement Benefit
- e) Constant Attendance Allowance at the basic (full day) rate with a War Disablement Pension
- f) Armed Forces Independence Payment

3.147. The carer must also earn no more than £120 a week after tax and expenses, be aged 16 or over, normally live in England, Scotland or Wales, and not be studying for 21 hours a week or more. The benefit entitles individuals to £64.60 a week.

Evidencing Carer's Allowance

3.148. A DWP 'proof of benefit' letter showing that the consumer is in receipt of Carer's Allowance can be used as evidence of HTHG eligibility. This can either be an annual updating letter or a Carer's Allowance award notice.

Child Benefit

3.149. People can receive Child Benefit if they are responsible for one or more children aged under 16, or under 20 if the child stayed in approved education training. Child Benefit has two different rates: £20.70 for the eldest or only child; and £13.70 for any additional children. The payments are made every 4 weeks.

3.150. In order to be eligible under the HTHG those in receipt of Child Benefit must not have an income exceeding a certain level. The level depends on the number of children the person(s) is responsible for ('equivalised income threshold')⁶⁵. The equivalised income threshold is:

- a) for a single claimant, the claimant's annual gross income from all sources cannot exceed the amount set out in the first row of Table 4 in the column corresponding to the number of children or qualifying young persons for whom the claimant is responsible;

⁶⁵ Equivalised income thresholds reflect the fact that households with many members are likely to need a higher income to achieve the same standard of living as households with fewer members. The income threshold therefore varies to take account of the different household composition types.

- b) for a member of a couple, the couple’s combined annual gross income from all sources cannot exceed the amount set out in the second row of Table 4 in the column corresponding to the number of children or qualifying young persons for whom at least one member of the couple is responsible.

Table 4: Relevant annual gross income thresholds for Child Benefit based on household composition⁶⁶

Type of claim	Number of children or qualifying young persons for which the person is responsible ⁶⁷			
	1	2	3	4 or more
Single claim ⁶⁸	≤ £18,500	≤ £23,000	≤ £27,500	≤ £32,000
Member of a couple ⁶⁹	≤ £25,500	≤ £30,000	≤ £34,500	≤ £39,000

3.151. Where an individual is in receipt of Child Benefit and is living in a household with multiple incomes (ie living with parents, family members or housemates) then the household would still be eligible to receive a measure under this route.

3.152. Where Child Benefit is claimed as a member of a couple, at least one member of the couple, who is resident in the property where the measure is to be installed, is responsible for children or qualifying young persons.

3.153. The young person does not need to live in the same house as the claimant. If the claimant is paying at least the same amount as Child Benefit (or the equivalent in kind) towards looking after the child they can be considered responsible.

Evidencing Child Benefit

3.154. Where Child Benefit is used to demonstrate HTHG eligibility, the supplier must collect a self-declaration completed and signed by the occupier of the premises dated no more than 18 months prior to completion of the measure. See 3.61 for more detail on using a self-declaration to evidence eligibility. The supplier should make the Child Benefit self-declaration available on request.

3.155. A Child Benefit award notice or a Child Benefit number must also be collected as evidence of responsibility for children or qualifying young persons.

⁶⁶ Income should be determined from all sources before tax and be based on the preceding annual tax year which runs from 6th April to 5th April of the following year.

⁶⁷ “Child” and “qualifying young persons” means a person under the age of 16 (or under 20 if they are in approved education or training). A person shall be treated as responsible for a child or qualifying young person who is normally living with them or paying at least the same amount as Child Benefit (or the equivalent in kind) towards looking after them. More detail can be found on the government website for child benefit: <https://www.gov.uk/child-benefit/eligibility>

⁶⁸ “Single claimant” means a person who is not a member of a Couple.

⁶⁹ “Couple” means: (a) two people who are married to, or civil partners of, each other and are members of the same household; or (b) two people who are not married to, or civil partners of, each other but are living together as a married couple.

Table 5: Evidencing Child Benefit

Child Benefit	
Child Benefit award notice	A Child Benefit award notice which states the name of the parent claiming Child Benefit for the child or qualifying young person(s).
Child Benefit number	The Child Benefit number starts with 'CHB' and is made up of 8 numbers and 2 letters, eg CHB12345678 AB This can be found on the Child Benefit award notice and usually on paperwork from the Child Benefit Office.

Constant Attendance Allowance

3.156. A person can receive Constant Attendance Allowance if they receive Industrial Injuries Disablement Benefit or a War Disablement Pension and need daily care because of a disability. There are 4 different weekly rates depending on the extent of the disability and amount of care needed.

Evidencing Constant Attendance Allowance

3.157. One of the following documents should be made available on request to evidence HTHG eligibility:

- a) A Ministry of Defence (MOD) annual uprating letter from Veterans UK showing receipt of Constant Attendance Allowance. These are issued annually around the start of April/May.
- b) An MOD pension breakdown letter from Veterans UK showing receipt of Constant Attendance Allowance. These are issued on a case-by-case basis when requested by the claimant and will vary depending on what information is requested by the individual.

3.158. This table shows the expected wording on the relevant letters from **Veterans UK on behalf of the MOD**. The statements may vary slightly between letters.

Table 6: Evidencing Constant Attendance Allowance

Constant Attendance Allowance	
MOD annual uprating letter from Veterans UK	A MOD annual uprating letter stating receipt of "War Pension Constant Attendance Allowance" in the appropriate checkbox on the second page. The amount received should also be populated on the letter.
MOD pension breakdown letter from Veterans UK	A MOD pension breakdown letter stating receipt of Constant Attendance Allowance in the table on the first page. The date(s) in the column(s) will be the uprating date (typically first week in April of the relevant year).

Disability Living Allowance

3.159. People can receive Disability Living Allowance if they are disabled and aged under 16 or were born on or before 8 April 1948. It is paid to the individual in the form of a monthly tax-free payment. Personal Independence Payment (PIP) has replaced Disability Living Allowance for disabled people aged 16 to 64. For more information on PIP, see paragraph 3.181.

Evidencing Disability Living Allowance

3.160. Disability Living Allowance award notices can be used as evidence of HTHG eligibility. Suppliers can also use an annual uprating letter from DWP to show that the consumer is in receipt of Disability Living Allowance as evidence of HTHG eligibility. These are issued annually to notify recipients what their new income will be.

Table 7: Evidencing Disability Living Allowance

Disability Living Allowance	
DWP Disability Living Allowance award notice	Under 'About your claim': <i>'We are pleased to tell you that you are entitled to Disability Living Allowance.'</i> Under 'What you are entitled to': <i>'From and including DD MONTH YYYY you are entitled to £XX.XX.'</i> The text will vary depending on the claim.

3.161. Disability Living Allowance may be claimed on behalf of a child by their parent or guardian which could mean the child is not named on the benefit letter. In these circumstances a Child Tax Credit Award Notice can be used to evidence that the child lives with the parent or guardian in the premises where the measure is being installed. See 10.70 for more information.

Income Support

3.162. People can receive Income Support if they have a low income or none at all, have no more than £16,000 in savings, work fewer than 16 hours a week and have not signed on as unemployed. Individuals will also need to meet one of the qualifying criteria outlined on the government Income Support website⁷⁰. They will receive a basic payment and additional payments called 'premiums'.

3.163. People receiving Income Support will not be receiving Jobseeker's Allowance or Employment and Support Allowance.

3.164. For information on how to evidence receipt of income support see 3.177-3.178.

Income-related Employment and Support Allowance (ESA)

3.165. People can receive Income-related ESA if they are ill or disabled. It may provide support if they are unable to work or need personalised help at work if they are able to work. The amount people receive depends on their circumstances. There are three types of ESA: income-related, contribution-based and 'new style'. Only income-related ESA is eligible under the HTHG.

3.166. If a person has contributed enough national insurance in a preceding period and they are not in a Universal Credit full service area, then they will receive contribution-based ESA. This is not eligible for the HTHG.

3.167. If a person lives in a Universal Credit full service area, has already claimed for Universal Credit or has claimed within the last 6 months they may receive the 'new style' ESA. This is not eligible for HTHG.

3.168. If a person has not contributed enough national insurance or is on a low income they may receive income-related ESA. This is eligible for the HTHG. The 'proof of benefit' letter will need to state that the benefit is income-based.

3.169. If a letter confirms receipt of both income and contribution based ESA, then a customer's eligibility is set by whichever of the two is higher. For example, where they receive an income-related amount of £106 and a contribution-related amount of £110, they will not be eligible for the HTHG. On the other hand, if in receipt of an income-related amount of £110 and a contribution related amount of £106, they will be eligible.

3.170. Where the two incomes are the same, they will not qualify: they will be classified as receiving contribution-based ESA.

3.171. In a joint claim, if one individual receives income-related ESA and the other contribution-based, they would still be eligible because there is income-related ESA within the claim.

3.172. For information on how to evidence receipt of Income-related ESA see 3.177-3.178.

⁷⁰ <https://www.gov.uk/income-support/eligibility>

Income-based Jobseeker's Allowance (JSA)

3.173. A person can receive income-based JSA if they are over 18 and able to work. The amount people receive depends on their circumstances. There are three types of JSA: income-based, contribution-based and new-style. Only income-based JSA is eligible under the HTHG.

3.174. If a person has contributed enough national insurance in a preceding period then they will receive contribution-based JSA. This is not eligible for the HTHG. Recipients of 'New Style' JSA are also ineligible as this works in the same way contribution-based JSA

3.175. If a person has not contributed enough national insurance they may receive income-based JSA. This is eligible for the HTHG. The 'proof of benefit' letter will need to state whether the benefit is income or contribution based

3.176. For information on how to evidence receipt of Income-based Jobseeker's Allowance see 3.177-3.178 below.

Evidencing income-related ESA, JSA and Income Support

3.177. Benefits can be issued by DWP/Jobcentre Plus at any point in the year when a person claims. They can be amended at any point. Award notices that are issued by HMRC are reissued annually (called 'annual review award notices'), can be amended at any point ('amended award notice') and can be provisional award notices. Where we refer to award notices, this can include any of the above.

3.178. The following documents should be made available on request:

- a) HMRC award notice⁷¹ or a DWP/Jobcentre Plus 'proof of benefit' letter confirming receipt of one of the benefits above.
- b) A Tax Credit, Working Tax Credit or Child Tax Credit award notice confirming receipt of one of the benefits mentioned above.
- c) CTC or Tax Credit award notices to evidence Income-related ESA, Income-based JSA, or Income Support. The statements may vary slightly between letters.

⁷¹ An HMRC award notice can also include annual review award notices, amended award notices and provisional award notices. Provisional letters must state they will receive the benefit within 18 months prior to the measure being installed.

Table 8: Evidencing Income-related ESA, Income based JSA and Income Support

Income-related ESA, Income-based JSA, IS	
DWP about letter	<p style="text-align: center;">Information your benefits</p> <p>This can be found on the first page of the letter:</p> <p><i>'You were paid Income Support between the following dates'</i></p> <p><i>'You were paid Income-related Employment and Support Allowance between the following dates'</i></p> <p><i>'You were paid Income-based Jobseeker's Allowance between the following dates'.</i></p>

Industrial Injuries Disablement Benefit

3.179. A person can receive Industrial Injuries Disablement Benefit if they became ill or are disabled because of an accident or disease either at work or on an approved employment training scheme or course. The amount received depends on the level of disability.

Evidencing Industrial Injuries Disablement Benefit

3.180. A DWP 'proof of benefit' letter showing that the consumer is in receipt of Industrial Injuries Disablement Benefit can be used as evidence of HTHG eligibility. This can either be an annual uprating letter or a Industrial Injuries Disablement Benefit award notice.

Personal Independence Payment (PIP)

3.181. Personal Independence Payment helps with the extra costs caused by long term ill-health or disability experienced by those between the ages of 16 and 64. The amount varies between £22.65 and £145.35 a week depending on how severely a claimant's condition affects them.

Evidencing Personal Independence Payment

3.182. Personal Independence Payment award notices from DWP can be used as evidence of HTHG eligibility.

Table 9: Evidencing Personal Independence Payment

Personal Independence Payment	
Personal Independence Payment award notice	<p>This can be found on the first page of the letter:</p> <p><i>I've looked at your claim and decided:</i></p> <ul style="list-style-type: none"> • <i>I can award you the standard rate of £XX.XX a week to help with your daily living needs from DD Month YYYY to DD Month YYYY</i> • <i>I can award you the enhanced rate of £XX.XX a week to help with your mobility needs from DD Month YYYY to DD Month YYYY'</i> <p>Personal Independence Payment is awarded for a set time and based on scores for daily living activities and mobility (which are detailed in pages 2-3 of the award notice). Therefore the dates on the first page of the document should state that the individual is currently in receipt PIP.</p> <p>Pages 7-9 of the award notice contains the 'Statement of Entitlement' which contains full details of the PIP award. It states the following:</p> <p><i>'[Claimant's name] has been awarded PIP as follows:'</i></p> <p>These pages can also be used to show receipt of PIP but does not contain the claimant's address so will need to be used alongside one of the official documents outlined in paragraph 10.49.</p>

Severe Disablement Allowance

3.183. Severe Disablement Allowance is only available to those who have never been able to work, or have not been able to work for at least 28 weeks, due to a disability, and who claimed before April 2001. Otherwise it has been replaced with Employment and Support Allowance (ESA).

Evidencing Severe Disablement Allowance

3.184. A DWP 'proof of benefit' letter showing that the consumer is in receipt of Severe Disablement Allowance can be used as evidence of HTHG eligibility. This can either be an annual uprating letter or a Severe Disablement Allowance award notice.

Pension Guarantee Credit

3.185. State Pension Credit is an income-related benefit made up of two parts: Guarantee Credit and Savings Credit. Only Guarantee Credit⁷² is eligible under ECO. Some householders may also be in receipt of Savings Credit, but they will only be eligible for ECO if they are in receipt of Guarantee Credit. Guarantee Credit State Pension is not the same as Guarantee Credit.

3.186. **The customer is not eligible if they receive State Pension.** However, those in receipt of both Pension Credit Guarantee Credit and Pension Credit Savings Credit are also eligible.

3.187. Guarantee Credit tops up a weekly income if it is below a certain level. Savings Credit is an extra payment for people who have saved towards their pension. The amount people receive depends on their circumstances.

Evidencing Pension Guarantee Credit

3.188. Letters for matched WHD Core Group recipients can be used as evidence of HTHG eligibility. The Warm Home Discount (WHD) Core Group receives a set discount from their electricity bill. This is not the same as a Cold Weather Payment or Winter Fuel Payment.

3.189. Letters are sent annually between September and March telling people whether they will receive the discount automatically (if they match the requirements) or must apply for it (if their situation is unverified). These are distinguished by different letters at the start of their reference numbers: 'M' matched or 'U' unmatched.

3.190. One of the following documents should be made available on request:

- a) pension credit award notice or 'proof of benefit' letter from DWP/Jobcentre Plus or The Pension Service confirming receipt of pension guarantee credit, OR
- b) Warm Home Discount (WHD) core group 'matched' notice from HM Government. The reference number on this notice should start with 'M'.

3.191. This table shows the expected wording on the relevant letters from **DWP/Jobcentre Plus/Pensions Service/HM Government letters**. The statements may vary slightly between letters.

⁷² Article 16A(7)(d), paragraph 1(d), schedule 4B, and sections 1 and 2 of the State Pensions Credit Act 2002.

Table 10: Evidencing Pension Guarantee Credit

Pension Guarantee Credit	
Pension Credit award, amendment or annual review award notice or 'proof of benefit' letter from the Pensions Service/DWP/Jobcentre Plus	<p>To ensure that this is a guarantee credit, and not state pension, the letter should include:</p> <p>'Pension Guarantee Credit of £xxx.xx per week'</p>
WHD Core Group 'matched' Notice	<p>A letter with a reference number beginning with M indicates a matched notice. It may include the following text:</p> <p>'You meet the scheme conditions and will receive £xxx.xx towards your electricity costs'</p> <p>Or</p> <p>'Information held by the Department for Work and Pensions (DWP) shows that you qualify for a discount of £xxx.xx to help with electricity costs'.</p> <p>It is not sufficient to provide a letter from HM Government saying the customer '...may be entitled to £xxx.xx towards your electricity costs'.</p>

Tax Credits

3.192. Tax Credits include Working Tax Credits (WTC) and Child Tax Credits (CTC). Award notices are issued by HMRC when a person claims WTC or CTC. They are reissued annually (called "annual review award notices") and can be amended at any point ("amended award notice"). Customers can also receive confirmation of their benefits from the HMRC online service.

3.193. The award of a credit is based on an assessment of relevant income. This is calculated by HMRC and should appear on the award notices.

Evidencing Tax Credits

3.194. One of the following documents should be made available on request:

- a) An HMRC Child Tax Credit, Working Tax Credit, or Tax Credit award notice showing receipt of a Tax Credit.
- c) A DWP/Jobcentre Plus 'proof of benefit' letter showing that they receive a Tax Credit.
- d) A confirmation from the HMRC online service showing that they receive a Tax Credit. For the rest of the chapter HMRC online notifications are included in references to award notifications.

3.195. The table below states the expected wording on the relevant HMRC letters. The statements may vary slightly between letters.

Table 11: Evidencing Tax Credits

Tax Credits	
Tax Credit/Working Tax Credit/Child Tax Credit Annual Review Award Notice	<p>A Tax Credit/Working Tax Credit/Child Tax Credit annual review letter stating:</p> <p>On page 1 'Your tax credits award for DD/MM/YYYY to DD/MM/YYYY',</p> <p>On page 1 'The final amount of your tax credits award for the period DD/MM/YYYY to DD/MM/YYYY is £<xxx.xx>.'</p>
Tax Credit/Working Tax Credit/Child Tax Credit Amendment Award Notice	<p>A Tax Credit/Working Tax Credit/Child Tax Credit amended letter stating:</p> <p>On page 1 'Amended tax credits award for DD/MM/YYYY to DD/MM/YYYY'</p> <p>On page 1 under "Summary" and "Tax credit for this period – see Part 2" the "Working Tax credit £<xxx.xx>" and "Child Tax Credit £<xxx.xx>",</p> <p>On page 4; in 'Part 2 How we work out your tax credits' 'in the 'Working tax Credit elements' section, the "Amount for the period £<xxx.xx>".</p>

Universal Credit (UC)

3.196. Universal Credit (UC) is a single monthly payment for people in or out of work. It replaces:

- a) Income-based Jobseeker's Allowance (JSA)
- b) Housing Benefit
- c) Working Tax Credit
- d) Child Tax Credit
- e) Income-related Employment and Support Allowance (ESA), and
- f) Income Support.

3.197. Universal Credit in live service areas, is no longer available for new claimants. Customers may be able to claim other benefits instead. Those already receiving Universal Credit in a live service area will manage their claims by phone. Live service claims will eventually move to the full service.⁷³

⁷³ Further information on the Universal Credit and the difference types of services can be found at <https://www.gov.uk/guidance/universal-credit-full-service-and-live-service>

3.198. DWP provides monthly statements, and these can be used as evidence of HTHG eligibility. The statements are located in a claimant's online account. As UC is assessed on a monthly assessment period, any proof of benefit entitlement evidence will be reflective of the UC month by month structure.

3.199. Live service claims will eventually move to the full service. The transition rollout for full service is to be completed by December 2018.

Evidencing Universal Credit

3.200. One of the following documents should be made available on request to evidence HTHG eligibility:

- a) a UC live service award notification (also used as a UC Full service clerical letter for those without an online account),
- b) a UC full service statement,
- c) a UC DWP/Jobcentre Plus 'proof of benefit' letter.⁷⁴

3.201. UC full service recipients have an online account. A printed copy or a screenshot can be provided to the supplier to use as evidence as long as it clearly shows the consumer's name and address which match where the measure(s) is installed. UC full service users without an online account can evidence HTHG eligibility with a UC full service clerical letter.

3.202. UC full service and live service users can also be data matched using the DWP data matching service.

3.203. The table below states the expected wording if using a **Universal Credit award notification/service statement** or **DWP/Jobcentre Plus 'proof of benefit'** letter to evidence qualifying elements. The statements may vary slightly between letters.

⁷⁴ This is rarely issued once the transition to the UC full service is completed.

Table 12: Evidencing Universal Credit

Universal Credit			
Universal Service Notification/Full Clerical Letter	Credit	Live Award Service	<p>A Universal Credit Live Service Letter/Full Service Clerical Letter stating:</p> <p><i>'we can pay you Universal Credit'</i> on the first page,</p> <p>On page 3, in the section 'How your Universal Credit payments are worked out' stating: <i>'This is based on your circumstances between xx Month and xx Month'</i></p> <p>On page 4, in section 4 'Lastly, we look at any loans, advances, sanctions, penalties, deductions, overpayments or third party payments you have'" stating: <i>'Your Universal Credit monthly payment for this period £XXX.XX'.</i></p>
Universal Service Statement	Credit	Full	<p>A Universal Credit Full Service Statement showing the following:</p> <p>recipient's name and address in the top left of the statement,</p> <p><i>'Your payment this month is £XXX.XX'</i> found directly below and to the right of the recipient's name and address,</p> <p><i>'your payment is based on what you've told us and covers the period between xx Month and xx Month.'</i> or</p> <p><i>'Total Payment for this month £XXX.XX'</i> in the blue box near the end of the statement.</p>

War Pensions Mobility Supplement

3.204. An individual may be entitled to War Pensions Mobility Supplement if they are unable to walk because of the conditions for which they receive their War Pension. It is paid as an alternative to Personal Independence Payment (PIP) or the Disability Living Allowance (DLA).

Evidencing War Pensions Mobility Supplement

3.205. One of the following documents should be made available on request to evidence HTHG eligibility:

- a) A Ministry of Defence (MOD) annual uprating letter from Veterans UK showing receipt of War Pensions Mobility Supplement. These are issued annually around the start of April/May.
- b) An MOD pension breakdown letter from Veterans UK showing receipt of War Pensions Mobility Supplement. These are issued on a case-by-case basis when requested by the claimant and will vary depending on what information is requested by the individual.

3.206. This table shows the expected wording on the relevant letters from **Veterans UK on behalf of the MOD**. The statements may vary slightly between letters.

Table 13: Evidencing War Pensions Mobility Supplement

War Pensions Mobility Supplement	
MOD annual uprating letter from Veterans UK	A MOD annual uprating letter stating receipt of "War Pensioners Mobility Supplement" in the appropriate checkbox on the second page. The amount received should also be populated on the letter.
MOD pension breakdown letter from Veterans UK	<p>A MOD pension breakdown letter stating receipt of "War Pensioners Mobility Supplement" in the table on the first page.</p> <p>The date(s) in the column(s) will be the uprating date (typically first week in April of the relevant year).</p>

4. Information on specific ECO measures

Qualifying actions in HHCRO

- 4.1. To achieve its ECO obligations a supplier must install measures that qualify under the scheme. The measures table (Table 14), below, lists energy efficiency measures that are eligible under ECO. Innovation measures, demonstration actions, and monitored measures are not included within this table.
- 4.2. The measures table identifies which combination of tenure and household EPC energy efficiency rating a measure can be credited against (ie Owner Occupier, Social E, F or G, PRS A-E or PRS F-G). This list is not exhaustive and is updated periodically. Suppliers wishing to install measures not listed in the measures table (for example new or innovative measures) should refer to the section within this guidance on or contact us prior to installation.

Table 14: Measures table

Measure sub-category	Tenure		
	Owner Occupied	Social E, F & G	PRS
Solid Wall Insulation	Eligible	Eligible	Eligible in all A-E premises.
Cavity Wall Insulation			Eligible only in A-E premises
Loft insulation			
Other insulation			
¹ Boiler - Broken replacement	Eligible	Not eligible	Eligible only in F & G premises where the measure installed is a renewable heating measure
First time central heating	Eligible	Eligible	Eligible in A-E premises. Only eligible in F & G premises where the measure is a renewable central heating system
¹ Boiler - Repair	Eligible	Not eligible	Not eligible in A-E premises. Only eligible in F & G premises where the measure is a renewable central heating system

Measure sub-category	Tenure		
	Owner Occupied	Social E, F & G	PRS
¹ Boiler (inefficient) - Upgrade	Eligible when installed alongside a primary insulation measures (or alone if renewables). Oil fuelled boiler upgrade not eligible	Not eligible	Eligible in A-E premises alongside a primary insulation measure. Eligible in F or G premises where the measure is a renewable heating system. Oil fuelled boiler upgrade not eligible
ESH - Broken	Eligible	Not eligible	Not eligible
ESH - Repair	Eligible	Not eligible	Not eligible
ESH (inefficient) - Upgrade	Eligible when installed alongside a primary insulation measure (or alone if renewables) ⁷⁵	Not eligible	Eligible in A-E premises alongside a primary insulation measure (or alone if renewables) ⁷² . Eligible in F or G premises if renewables.
ESH (Room Heater) ⁷⁶ - Upgrade	Eligible	Not eligible	Eligible in A-E premises. Eligible in F or G premises if renewables.
District heating systems	Eligible	Eligible for new connections. Not eligible for heat meters and CHP upgrade.	Eligible in A-E premises. Eligible in F or G premises where the measure is a renewable DHS
Other heating - controls and smart thermostat	Eligible	Eligible when carried out as part of a first time central heating installation	Eligible in A-E premises
Micro-generation - Solar PV	Eligible	Not eligible	Eligible

Key:

Measures are eligible
Measures are eligible with certain conditions
Measures are not eligible
¹ Boiler measures also include the following renewable heat sources; air source heat pumps, ground source heat pumps and biomass boilers.

⁷⁵ Electric heating systems are classed as a renewable heating source where they are the main heating system in a premises which generates electricity all or partly through solar PV.

⁷⁶ A primary insulation measure is not required when carrying out an ESH upgrade measure in premises where the main heating source is not a central heating system, a district heating system or electric storage heaters. This includes room heaters of all fuel types and gas, LPG and solid fossil fuel fires to back boiler (where these do not meet the central heating definition).

- 4.3. This chapter provides information, further to that contained in the measures table, on the following measure types:
- a) solid wall insulation
 - b) loft insulation and the removal of pre-existing loft insulation
 - c) boilers and boiler installations
 - d) smart thermostats
 - e) First Time Central Heating (FTCH)
 - f) repair of a boiler or an ESH
 - g) replacement of broken heating systems
 - h) upgrade of inefficient heating systems (alongside the installation of insulation)
 - i) microgeneration, and
 - j) Renewables
- 4.4. A supplier achieves its obligation by promoting qualifying actions. These actions include the installation (or in the case of boilers and electric storage heaters, the repair or replacement) of an eligible measure where:
- a) it is delivered to premises as defined by paragraph 3.1
 - b) it results in a reduction in the cost of heating those premises to 21 degrees Celsius in the main living areas and 18 degrees Celsius in all other areas, or in the case of an innovation measure is reasonably expected to result in such a reduction in the cost of heating those premises, and
 - c) it is installed on or after 01 October 2018.⁷⁷
- 4.5. Where the measure is specified in the Publicly Available Specification 2030 (PAS 2030), it must be installed by a PAS-certified installer.
- 4.6. Where the measure is not specified in PAS 2030, it must be installed in accordance with building regulations and any other regulations that relate to the installation of the measure and be installed by someone with the appropriate skill and experience.⁷⁸
- 4.7. In addition, the following measures must be accompanied by a warranty:
- a) a replacement boiler or a boiler installed under FTCH. This measure must be accompanied, at the time installation is complete, by a warranty⁷⁹ of at least one year
 - b) the repair of a boiler. This measure must be accompanied by a warranty of at least one year

⁷⁷ Article 13 of the ECO3 Order

⁷⁸ See Appendix 2 for information on installation by a person of appropriate skill and experience.

⁷⁹ See Article 18(1) of the ECO3 Order and Appendix 3 for information on qualifying warranties.

- c) a replacement electric storage heater (ESH). This measure must be accompanied by a warranty of at least one year, and
- d) the repair of an electric storage heater. This measure must be accompanied by a warranty of at least one year.⁸⁰

4.8. Where both a heating measure and insulation are being installed in premises, the heating measure should be sized so that it is appropriate for the premises after the insulation has been installed⁸¹.

Solid wall insulation

Uninsulated solid wall property

4.9. In order for a property to count as an uninsulated solid wall property, and therefore be eligible to count towards the new solid wall minimum requirement (see paragraph 2.8), at least 50% of the property's exterior wall area must be constructed of solid wall, and at least 50% of the exterior solid wall area must be uninsulated.

Types of solid wall insulation

4.10. Solid wall insulation (SWI) means internal or external insulation of a solid wall (ie internal wall insulation (IWI) or external wall insulation (EWI) respectively). SWI does not include insulation of a mobile home, which is a separate eligible ECO measure.⁸²

4.11. A solid wall can be a solid brick wall or a solid non-brick wall (including stone walls). The types of non-brick wall covered by the definition of solid wall include metal or timber frame walls, and walls of pre-fabricated concrete construction.⁸³ There are not distinct measure types for different types of solid walls. The same set of deemed scores applies for both solid brick and solid non-brick wall properties. The types of solid wall may have different starting U-values as per Table 18.

4.12. Where EWI or IWI is installed to at least 50% of the exterior solid walls of an uninsulated solid wall property, the savings for that measure can count towards a supplier's solid wall minimum requirement (SWMR). In addition, in cases where a wall of system built construction is treated with IWI or EWI as this is the most appropriate method of insulation, savings for that measure will also count towards a supplier's SWMR.

4.13. Solid wall insulation installed as in-fill measures will count towards the SWMR.

⁸⁰ Article 18(1) of the ECO3 Order

⁸¹ For example, heating measures include: a boiler, micro generation or electric storage heaters.

⁸² Article 11(5) of the ECO3 Order.

⁸³ See ECO3 Guidance: Supplier Administration Chapter 4 for more information on the solid wall minimum requirement (SMWR).

Cavity Wall Insulation

- 4.14. Insulation of a cavity wall includes the insulation of exterior-facing cavity walls and party walls. Cavity walls can be treated with:
- a) cavity wall insulation (CWI) installed to the cavity of the cavity wall
 - b) EWI installed to the exterior face of the cavity wall, or
 - c) IWI installed to the interior face of the cavity wall.
- 4.15. Cavity walls insulated with a solid wall insulation solution (ie EWI or IWI) **do not** count towards a supplier's SWMR.

Cavity wall insulation removal

- 4.16. Extraction of insulation from a cavity wall is not an ECO measure. However, if there are exceptional legitimate reasons where pre-existing CWI must be removed and replaced with new CWI, for example it is causing a health and safety risk to the occupants of the premises and/or the structural integrity of the building in which it is located, it may be possible to claim a deemed score for the new replacement insulation, subject to meeting all other ECO requirements.
- 4.17. In these circumstances, a suitably qualified independent professional must provide appropriate reasoning for removal and replacement including:
- a) detailed reasons for why the insulation has to be removed,
 - b) the problems it is causing for the premises, and
 - c) a recommendation for the best insulation for the premises (if any).
- 4.18. It is important that the exceptional circumstances relating to the 'before' case for the ECO measure are well documented and all evidence retained in case of audit or in case the measure should be identified as a duplicate with a CERT, CESP, ECO1 or ECO2 (including ECO2t) measure. Extraction of cavity wall insulation must follow all relevant standards and requirements. We expect in a situation where an appropriate insulation guarantee is still valid, that any remedial works should be covered by the guarantee. The measure will not be eligible under ECO where there is already a guarantee in place covering the replacement of the existing work.

Loft insulation

- 4.19. Loft insulation, which is insulation installed between (and/or on top of) joists, can be considered one of two measures:
- a) Loft Insulation: where there is less than or equal to (\leq) 100mm pre-existing insulation, or

b) Loft Insulation: where there is greater than (>) 100mm pre-existing insulation.⁸⁴

- 4.20. For loft insulation to be claimed as loft insulation \leq 100mm, a supplier must be able to demonstrate that there was less than 100mm of pre-existing insulation present in the loft and/ or that no insulation was recently removed before the measure was installed. If any pre-existing insulation was removed within the past six months, regardless of whether this was for health and safety reasons, a loft insulation \leq 100mm cannot be claimed.
- 4.21. Where the pre-existing insulation is less than or equal to \leq 100mm, the declaration of conformity and completed installation (DOCC) should record the level of pre-existing insulation.
- 4.22. Prior to the installation taking place, the installer, operative⁸⁵ or assessor, and either the occupier or landlord must sign the pre-existing loft declaration to confirm that the level of pre-existing insulation was \leq 100mm and that no loft insulation was removed within the past six months, before the ECO loft insulation was installed.⁸⁶
- 4.23. A copy of the signed declaration must be left in the loft. The declaration should be fixed in a secure position close to the loft hatch where it can be clearly viewed and is unlikely to be covered up or disturbed, for example on a nearby rafter. The declaration should be legible to somebody who is standing at the top of a ladder entering the loft.
- 4.24. A supplier must retain a copy (or photo) of the signed declaration. We may request this is made available for review, should we have concerns over these requirements being met.
- 4.25. Where score monitoring is carried out on the measure the monitoring agent must confirm that a correctly signed declaration is present in the loft where the measure was installed and that any pre-existing loft insulation is not more than 100mm deep.
- 4.26. Where part of a loft has already been insulated, the area with no pre-existing insulation can be claimed as loft insulation \leq 100mm. Percentage of property treated (POPT) should be reduced accordingly (see Chapter 6 for information on POPT). If the pre-existing insulation has a depth of equal to or less than 100mm, any additional insulation installed in these areas can be claimed as part of the same measure (LI \leq 100mm) as the area with no pre-existing insulation. If the pre-existing insulation has a depth greater than 100mm and further insulation is installed, this area should be claimed as a separate measure (LI >100mm) and the POPT reduced accordingly.

⁸⁴ In some instances, pre-existing insulation may be removed and new insulation installed. However, the pre-installation assessment accounts for the pre-existing insulation and so the measure should be notified as loft insulation > 100mm.

⁸⁵ We have adopted the PAS 2030 definition of an 'operative'. That is, a person employed by the installer, either directly or under a subcontract arrangement, to undertake installation tasks on an energy efficiency measure in accordance with the relevant method statement and the related requirements of this PAS. Individuals employed to provide labouring, carrying or loading/unloading capability do not constitute operatives in the terms of this PAS.

⁸⁶ <https://www.ofgem.gov.uk/publications-and-updates/eco3-pre-existing-loft-insulation-declaration>

Removal of pre-existing loft insulation

- 4.27. Where no pre-existing loft insulation is present during the assessment of the premises, but insulation has been recently removed (within the six months prior to the assessment), this measure must be notified as loft insulation >100mm. We do not expect many instances of this scenario to be encountered.
- 4.28. When carrying out technical monitoring and score monitoring, suppliers should indicate to the monitoring agent that pre-existing insulation was removed, making it clear why the relevant loft measure was selected.

Room-in-Roof insulation (RIRI)

- 4.29. In order to claim that a RIRI measure has been installed in accordance with PAS 2030: 2017 Edition 1, we expect that the installation of a RIRI is in line with the manufacturer's instructions and the prescribed installation methods for the product used.⁸⁷

Underfloor Insulation

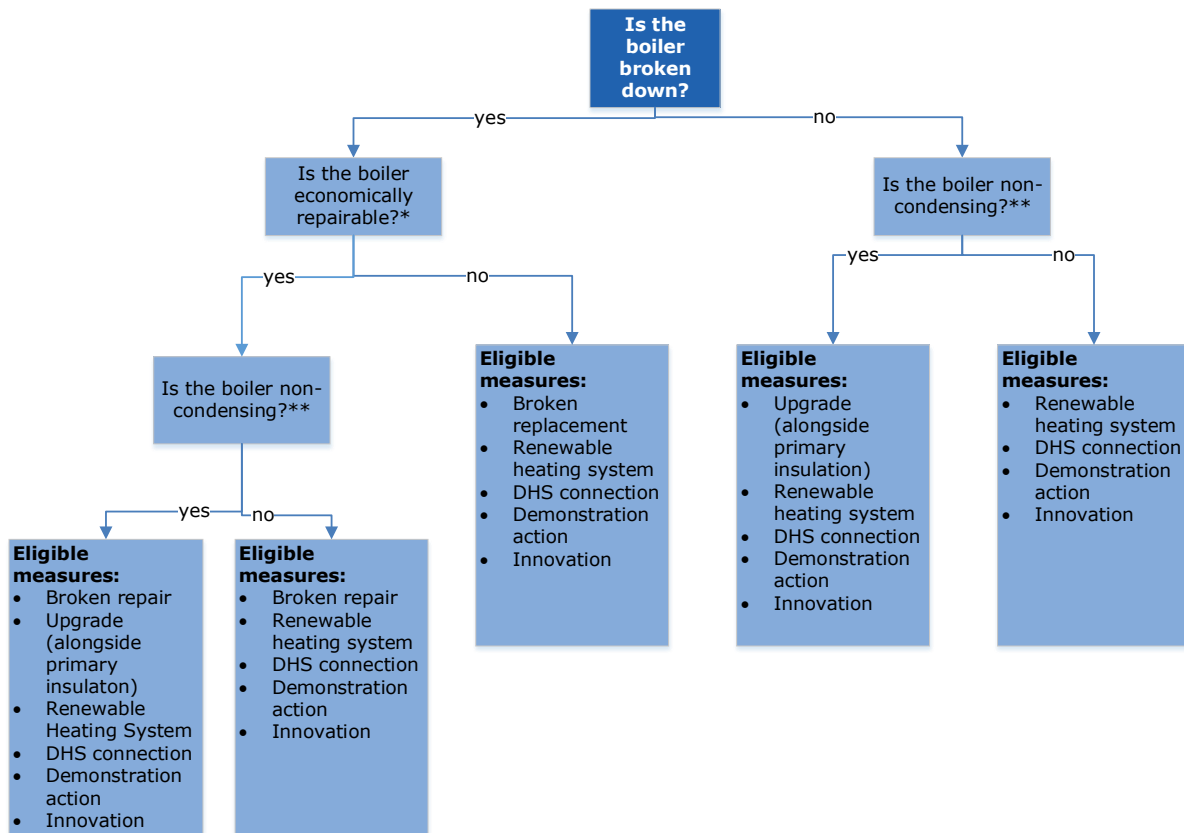
- 4.30. Underfloor insulation can only be installed to the floor in the property that is either in contact with the ground, above an unheated space (ie a cellar), or suspended and in contact with the outside air.
- 4.31. A floor cannot be treated if there is a room below it which contains a heat source or emitter, for example a kitchen or living room.
- 4.32. Insulation of the underfloor can include insulating the uninsulated underfloor void.

Boilers

- 4.33. This section should be read in conjunction with Appendix 3, which provides an overview of the different boiler measures which are eligible in ECO. It also details:
- a) when a boiler installation is considered to be a broken boiler replacement, repair, or the upgrade of an inefficient system and how the boiler is assessed,
 - b) warranty requirements for the repair and replacement of boilers.
- 4.34. Figure 4: below outlines the routes for eligible boiler measures.

⁸⁷ Further specific information on the installation of RIRI can be found in the NIA-ATMA *Guide to Retrofit Room in Roof Insulation*: https://www.nia-uk.org/media/1214/nia_atma-ri-ri-guide-v10.pdf

Figure 4: Boiler Flowchart



* For information on determining whether a broken boiler can be economically repaired see Appendix 3.

** Or a system with a manufactured energy efficiency that is no better than a non-condensing boiler. For information on determining whether a boiler is non-condensing see Appendix 3.

Heating measures

4.35. Where a boiler installation replaces a previous heating source, it must be connected to a working heating system. If the heating system is not working then savings will not be achieved and the boiler is not a heating qualifying action.

Replacement of broken heating systems

4.36. A boiler is classed as broken down if when connected to electric and fuel supplies, it does not respond appropriately to any demand for heat as required by the central heating or domestic hot water system.

4.37. An electric storage heater is broken down if when connected to a working electric supply, it does not store heat or does not deliver any heat.

4.38. For a broken heating system replacement to be eligible, immediately prior to the installation the premises must have a boiler, central heating system or DHS connection which has broken down and cannot be economically repaired or have one or more electric storage heaters, all of which are broken down and cannot be economically repaired.

- 4.39. A supplier must determine whether a broken heating system can be economically repaired. If a broken heating system cannot be economically repaired it can be replaced as a broken heating system measure. Broken heating systems which are economically repairable can be either repaired or upgraded.
- 4.40. The ECO scheme includes a cap on the replacement of all broken heating systems. No more than 21.023% of a supplier's total obligation can be achieved by the replacement of broken heating systems. The following measures can be installed outside of the broken heating system cap:
- First Time Central Heating (FTCH)
 - a renewable heating system
 - a district heating system
 - a secondary heating measure when installed alongside a primary insulation measure
 - a demonstration action or an innovation score uplift measure
 - the installation of heating controls
- 4.41. The installation of district heating system connections and renewable heating systems are not capped.
- 4.42. Broken heating system replacements that are installed as a secondary measure alongside a primary insulation measure are not capped. Note that where a property has multiple electric storage heaters, and some are broken down and cannot be economically repaired, these can be replaced as a secondary measure.

Repair of broken heating systems

- 4.43. Suppliers should ensure the relevant heating checklist is completed in order to assess whether a boiler should be repaired or replaced.
- 4.44. Boiler repairs and electric storage heater repairs will continue to each be capped at 5% of a supplier's obligation.⁸⁸
- 4.45. Once all measures are approved we will determine the percentage of a supplier's HHCRO delivered through repairs. Where the savings for a supplier's repairs exceed the 5% limit we will revoke our earlier approval of some of these measures with total savings equal to the amount by which the limit was exceeded. If we are required to revoke approval of measures, we will work with suppliers to select which measures this will apply to.

⁸⁸ Article 12 of the ECO3 Order.

Upgrade of inefficient heating systems (alongside the installation of insulation)

- 4.46. Efficient heating systems which are either working or repairable can only be replaced under ECO if they are replaced with renewable heating systems or district heating system.
- 4.47. Inefficient heating systems can be replaced with a new heating system, as long as the new system is either renewable or is installed alongside a relevant primary insulation measure.
- 4.48. An inefficient heating system (that is eligible for an upgrade) must meet the following criteria to be eligible under the scheme:
- a central heating system, district heating connection, or electric storage heating which is not broken down, or if it is broken down, can be economically repaired; and
 - central heating systems or district heating systems must be either a non-condensing boiler, or a system with a manufactured energy efficiency that is no better than a non-condensing boiler; or
 - electric heating systems (including electric storage heaters) must have a responsiveness rating equal to or less than 0.2 when assessed against the Standard Assessment Procedure (SAP).
- 4.49. Non-renewable inefficient heating system upgrades must be installed alongside primary insulation measures. Paragraph 4.138 onwards sets out which measures can be considered primary insulation measures.
- 4.50. The inefficient heating upgrade must be installed:
- at the same premises where a primary insulation measure(s) has been installed;
 - by the same obligated supplier⁸⁹ that notified the primary insulation measure(s);
 - on or after the date on which the primary insulation measure(s) was installed;
 - no more than six months after the date on which the primary insulation measure(s) is installed.
- 4.51. One primary measure can support multiple secondary measures within a single premises. For example, where a premises has multiple inefficient heating systems, they could all be upgraded and only one primary insulation measure would be required.

⁸⁹ Or obligated supplier group where applicable

- 4.52. Suppliers should use and retain the relevant heating system checklist to evidence that the heating system replaced meets the definition of inefficient and we may decide to audit this evidence.
- 4.53. Electric storage heaters can be installed as 'ESH upgrade' measures in properties where the existing main heat source is not ESH, a central heating system or a district heating connection. In these circumstances, no primary insulation measure is required.

Smart Thermostats

- 4.54. Smart thermostats must meet the criteria set out in the Boiler Plus Standard⁹⁰. That is, they must incorporate **automation** and **optimisation**.
- **Automation** means a control function which automatically adjusts time and temperature settings based on occupancy detection and/or stored data from user adjustments over time.
 - **Optimisation** means a control function which starts the boiler operation at the optimum time to achieve the setpoint temperature at the start of the occupancy period.
- 4.55. To be considered a smart thermostat for the purposes of ECO3, products installed must also offer some form of wider **connectivity**, such that consumers can remotely control their home temperature via a tablet, smartphone or desktop for greater control over the central heating system. Whilst there is no single definition of smart technology, the deemed score for this measure is based on field trials of smart thermostats which have this feature.

First Time Central Heating

- 4.56. First Time Central Heating is the installation of central heating systems (including a district heating connection or renewable heating) into properties that do not have, and have not previously had, central heating systems.
- 4.57. A central heating system is defined as 'a system which provides heat for the purpose of space heating through a boiler or other heat source connected to one or more separate heat emitters.'⁹¹
- 4.58. To count as FTCH, a heating measure must be:
- a) one of the following:
 - i. a central heating system (include renewable central heating); or
 - ii. a connection to a district heating system.
 - b) and installed into a domestic premises that:

⁹⁰

https://assets.publishing.service.gov.uk/government/uploads/system/uploads/attachment_data/file/651853/Boiler_Plus_final_policy_and_consultation_response.pdf

⁹¹ Article 2 of the ECO3 Order.

- i. has never had a central heating system (including renewable central heating), or a connection to a district heating system; and
- ii. immediately prior to the installation does not contain any electric storage heaters which are working or repairable and have a responsiveness of more than 0.2.

- 4.59. FTCH installations are not included in the broken heating system cap and do not require insulation to be installed alongside them.
- 4.60. We have developed the deemed scores (see Chapter 6) so that the measure name reflects whether a measure is a FTCH measure. For example, the measure name 'B_First_time_CH_solid' will be used to identify a boiler measure has been installed into a solid walled property as a FTCH measure. This means that separate notifications will not be necessary for FTCH.
- 4.61. For the installation of FTCH into properties other than social housing⁹², suppliers will need to collect a declaration to evidence this requirement. This should contain the following wording and be signed by the owner of the property:

"I, the owner of the premises, declare that to the best of my knowledge, at no point prior to the installation of the first time central heating, first time district heating system or first time renewable heating system, did the premises have a central heating system, district heating system, or renewable heating system nor, immediately prior to the installation, did the premises did have a working, efficient electric storage heater(s)."

- 4.62. Suppliers should evidence this on a private housing FTCH declaration.
- 4.63. The wording 'at no point prior' in the declaration refers to premises which do not, and never have had, a central heating system (including renewable central heating) or a district heating connection.
- 4.64. If premises have had a central heating system (including renewable central heating) or district heating connection in the past, but it is not present immediately prior to the delivery of an ECO measure, it is not eligible for FTCH.
- 4.65. Further, where a central heating system or district heating connection is present but not working, the premises is also ineligible for FTCH.
- 4.66. Presence of a central heating system (including renewable central heating), district heating connection, or an electric storage heater may be identified with reference to any available evidence within the premises or records relating to the premises. Examples include an old boiler, pipework, heating controls, radiators, storage heaters or records relating to the premises, such as a valid EPC.
- 4.67. This information is intended as a guide. Following notification of a FTCH measure, if evidence is subsequently found at audit that demonstrates a declaration provided by a

⁹² See paragraph 3.136 for information on installing first time central heating into social housing.

social landlord was false and that premises had, at any point prior, a central heating system (including renewable and district heating), the measure will be rejected. Similarly, if it is found that immediately prior to installation the premises had an efficient, working ESH, the measure will be rejected. Evidence of social landlords making false declarations will be reported to the relevant bodies.⁹³

- 4.68. As a minimum requirement, a central heating system must meet the definition outlined in paragraph 3.115 and the relevant building regulations, PAS or other relevant requirements, to be eligible.
- 4.69. The pre-main heating sources that are eligible for the delivery of a FTCH measure are:
- a) electric room heaters, including direct acting room heaters, fan heaters and inefficient electric storage heaters (SAP rating of 0.2 or less); or
 - b) gas room heaters; including fixed mains gas room heaters; or
 - c) gas fire with back boiler; or
 - d) solid fossil fuel fire with back boiler
 - e) electric underfloor or ceiling heating (not part of an electric boiler); or
 - f) bottled LPG room heating; or
 - g) solid fossil fuel room heaters; or
 - h) wood/biomass room heating; or
 - i) oil room heater; or
 - j) no heating at all.
- 4.70. The list in paragraph 4.69 above is non-exhaustive. Suppliers should contact us prior to installation if they have queries regarding eligible pre-main heating sources for FTCH measures.
- 4.71. If a premises is eligible for FTCH, the following, non-exhaustive list of heating measure types may be installed as a FTCH measure:
- a) Gas Boiler
 - b) Biomass Boiler
 - c) LPG Boiler
 - d) Air Source Heat Pump
 - e) Ground Source Heat Pump
 - f) Electric Boiler, and
 - g) District Heating Connection - New Connection (All measures types).

⁹³ Where there is evidence of suspected fraud this will be reported to the Homes and Communities Agency or the equivalent bodies.

Identifying the main space heating system

- 4.72. District heating systems, central heating systems, electric storage heaters and heat pumps where heat is delivered through heat emitters such as radiators or underfloor heating are always considered main space heating systems.
- 4.73. Where fixed room heaters are present at the same premises as a district heating system, a central heating system, an electric storage heater and/or heat pumps where heat is delivered through heat emitters such as radiators or underfloor heating, we will not consider the fixed room heaters to be the main space heating system.
- 4.74. However, where premises are only heated by fixed room heaters these will be considered to be the main space heating system. If the room heaters use different fuels, we will consider each type of room heater (based on fuel type) to be a main space heating system in itself. For example, if there are gas room heaters and electric room heaters then that premises is considered to have both a gas fuelled main space heating system and an electric fuelled main space heating system.
- 4.75. Portable room heaters are never considered to be the main space heating system as they are moveable and may not remain in the premises.

Measures installed at non-gas fuelled premises

- 4.76. Non-gas fuelled premises are premises where the main space heating system(s) is not fuelled by mains gas or a district heating system. Where HHCRO measures are installed at non-gas fuelled premises that remain non-gas fuelled, the score may be subject to an uplift (depending on the type of measure). We outline below how suppliers can identify and evidence a non-gas fuelled premises.

Identifying non-gas fuelled premises

- 4.77. There may be more than one main space heating system in the premises. Premises will **not** be considered non-gas fuelled if any of the premises' main space heating systems are:
- a) fuelled by mains gas, or
 - b) a district heating system
- 4.78. Space heating systems are:
- a) district heating systems
 - b) central heating systems which have a boiler or warm air unit and system to distribute heat to more than one room
 - c) electric storage heaters
 - d) electric underfloor or ceiling heating systems that distribute heat to more than one room
 - e) fixed room heaters which provide heat to individual rooms, either supplementing another heating system or providing the heating requirement for the particular room, and

f) portable room heaters⁹⁴.

- 4.79. For clarity, premises where the main heating system is gas room heaters will only be considered non-gas fuelled if the room heaters are not fuelled by mains gas.
- 4.80. The fuel type of the main space heating system must be recorded in the declaration of conformity and completed installation. This document must be made available on request.

Microgeneration

- 4.81. When delivering microgeneration measures, the installer must be accredited under the Microgeneration Certification Scheme (MCS).
- 4.82. Any microgeneration measures installed under ECO must be MCS certified.
- 4.83. For solar PV measures, many variables can affect the efficiency, such as the kilowatts peak (kWp) of the system installed. A methodology to appropriately adjust the solar PV deemed score based on these variables has been published.

Oil and coal heating systems

- 4.84. The installation (including repair, replacement or upgrade) of coal fuelled heating systems are ineligible under the ECO scheme.
- 4.85. Oil fuelled heating systems are only eligible to be repaired or replaced if they are broken. All other oil fuelled heating measures are ineligible under the scheme. These restrictions include:
- a) upgrading an existing system (including an existing oil boiler) to an oil fuelled system;
 - b) First time central heating using an oil fuelled system;
 - c) innovative heating measures fuelled by oil; and
 - d) district heating systems fuelled by oil.
- 4.86. Additionally, oil boilers that are delivered under the scheme cannot be delivered as part of a supplier's rural sub-obligation.
- 4.87. Systems that are only partly fuelled by oil, for example the installation of an air source-oil hybrid heat pump, are subject to the same restrictions placed on oil boilers.

⁹⁴ See paragraph 4.75.

Renewables

4.88. A renewable system⁹⁵ includes those where the sources of energy and technologies are:

- a) biomass;
- b) biofuels;
- c) fuel cells;
- d) water (including waves and tides);
- e) solar power;
- f) geothermal sources;
- g) heat from air, water or the ground;
- h) combined heat and power systems (but only if the system's source of energy is a renewable source)
- i) biogas

4.89. The number of renewable heating systems installed is not capped under the 21.023% total obligation cap for broken heating systems.

4.90. This means that any heating system can be replaced with a renewable heating system.

Connections to district heating systems

4.91. The number of connections to district heating systems (DHS) installed is not capped under ECO3.

4.92. This means that any heating system can be replaced with a connection to a DHS.

Defining a district heating system

4.93. A district heating system (DHS) is a system that delivers heat through pipes or conduits to at least two domestic premises in separate buildings or three domestic premises situated in a single building, provided that those premises are not all located within one house in multiple occupation (HMO).

4.94. A HMO is defined as:

- a) In England and Wales, having the same meaning in sections 254 to 259 of the Housing Act 2004⁹⁶;
- b) In Scotland, 'HMO' as defined in section 125 of the Housing (Scotland) Act 2006⁹⁷;

⁹⁵ Article 100(4) Energy Act 2008 - <http://www.legislation.gov.uk/ukpga/2008/32/section/100>

⁹⁶ <https://www.legislation.gov.uk/ukpga/2004/34/contents>

⁹⁷ <https://www.legislation.gov.uk/asp/2006/1/contents>

- 4.95. DHS are eligible where they meet the relevant requirements associated with the measure⁹⁸. The following are deemed DHS measures:
- a) a new connection to domestic premises, including a connection to an existing DHS or to a new DHS
 - b) an upgrade of an existing DHS where substantial replacement work is carried out to the plant and/or pipework, or
 - c) the installation of a heat meter to an existing connection. Suppliers cannot notify the installation of a heat meter as a separate measure where it is installed as part of new connection or upgrade (ie a. or b. above).
- 4.96. A boiler assessment checklist should only be completed for a broken DHS if the measure is the installation of a mains gas boiler that is replacing a broken DHS.
- 4.97. Suppliers are required to contact us before undertaking a DHS connection in a multi-occupancy or shared property.⁹⁹ If the DHS does not fall into one of these categories, the supplier is not required to contact us although they may do so if they wish.

Relevant district heating connections

- 4.98. Under HHCRO Social E, F, or G, connections to DHS (as defined above) are eligible measures **only** where the premises being connected meet one of two insulation pre-conditions¹⁰⁰. If the pre-conditions cannot be met for social E, F, or G properties, DHS connections are ineligible.
- 4.99. Where the premises meet the relevant insulation pre-condition, we refer to the measure as 'a relevant district heating connection'. If a supplier is concerned that a measure will not meet either of the pre-conditions, they should contact us prior to installation.
- 4.100. The insulation pre-condition that the premises must meet depends on the type of building the premises are located in:
- a) **Pre-condition 1:** This pre-condition applies to all premises, except those located in a multi-storey building that do not include the top floor of the multi-storey building.
 - b) **Pre-condition 2:** This pre-condition applies to premises, located in a multi-storey building, that do not include the top floor of the multi-storey building.
- 4.101. The top floor of a multi-storey building is the highest floor in that building. Premises which are not on the top floor, but may have some roof area (eg in tiered buildings), are not considered the top floor. Pre-condition 2 applies to these premises.

⁹⁸ For more information on the definition DHS, see Article 2 of the ECO3 Order.

⁹⁹ For more information on property types, see Chapter 2.

¹⁰⁰ The pre-conditions in 4.100 do not apply to DHS connections in private domestic premises.

4.102. In certain circumstances, it may be appropriate to connect the DHS before insulating the premises. In such instances, installation of the insulation must be complete by the time the connection to a DHS is notified to us.¹⁰¹

4.103. Premises may be insulated with new or pre-existing insulation, or a combination of both, to meet the pre-conditions. Where pre-existing roof or wall insulation is used it must meet the minimum criteria set out in paragraphs 4.124 and 4.125.

Pre-condition 1

4.104. Pre-condition 1 applies to all premises, except premises located in a multi-storey building that do not include the top floor of the multi-storey building.

4.105. To meet pre-condition 1, premises must have either roof insulation¹⁰² **or** wall insulation¹⁰³ in place. We will consider that the pre-condition is met if:

- a) the total roof area or exterior-facing wall area of the premises is insulated, OR
- b) where part of the total roof area or exterior-facing wall area cannot be insulated, then at least 50% of the premises is insulated.

4.106. For the purposes of district heating system pre-conditions, 'roof area' means:

- a) for loft insulation, the area of the floor of the loft
- b) for rafter insulation, the area of the rafters (when measured from inside the roof)
- c) for flat roof insulation, the area of the roof, and
- d) for room-in-roof insulation, the area of the room-in-roof including the common walls/stud walls, sloping ceilings, gable walls, party walls, ceiling, and residual areas.

4.107. The 'total roof area' includes any areas not suitable for insulation. For premises with more than one roof type, the total roof area is the sum of any of the areas listed in paragraph 4.106 above.

4.108. The 'total exterior-facing wall area' refers to the total wall area of the premises that is exterior facing.

4.109. For premises with more than one roof type or wall type, the percentage of the total area insulated with each measure type should be added together. For example, where the premises have a flat roof and a pitched roof, the percentage insulated is the percentage of the total roof area insulated with flat roof insulation and rafter insulation.

¹⁰¹ See Chapter 7 for information on notifying measures.

¹⁰² Roof insulation refers to flat roof insulation, loft insulation, rafter insulation or room-in-roof insulation.

¹⁰³ Wall insulation refers to insulation of a cavity wall and solid wall insulation.

Reasons for judging a roof area or an exterior-facing wall area cannot be insulated

4.110. We will judge that part of a roof area or an exterior-facing wall area *cannot be insulated* under the following circumstances:

- a) It is **not possible to access** an area of the roof or exterior-facing wall to install the insulation. For example:
 - i. in relation to roof insulation, there are separate areas within the roof and one of these areas does not have a loft hatch, or
 - ii. in relation to wall insulation, the space between the wall and another building is too small to allow access, OR
- b) It is **unlawful** to install the insulation. For example:
 - i. in relation to roof insulation, there is a protected species inhabiting the roof area, or
 - ii. in relation to wall insulation, planning permission to install external wall installation will not be granted, OR

4.111. At least one reason must apply to **each type** of insulation measure that could be used to treat that area for us to judge it cannot be insulated. For example:

- a) where a roof area consisting of a combination of flat roof and pitched roof construction cannot be insulated, a reason must be given for each type of insulation that could be installed to both the pitched roof and flat roof areas, or
- b) where an exterior-facing solid wall cannot be insulated, a supplier must provide appropriate reasoning as to why this cannot be achieved.

Reasons for judging a cavity cannot be insulated

4.112. The exterior-facing walls of a multi-storey building must be insulated where they are of cavity wall construction, except for the walls which have a cavity which *cannot be insulated* (ie the cavity cannot be filled with cavity wall insulation).

4.113. Where a cavity wall cannot be insulated with cavity wall insulation (CWI), there is no requirement to treat that wall with solid wall insulation.

4.114. We will judge that the cavity of an exterior-facing wall cannot be insulated where any of the reasons relating to wall insulation, provided above in paragraph 4.112 can be demonstrated.

Additional technical reason

4.115. In addition to the reasons described in 4.110 above, we will judge that a cavity cannot be insulated where there are technical reasons to support this.

- 4.116. We require a report¹⁰⁴ by an appropriately qualified chartered surveyor¹⁰⁵ or structural engineer¹⁰⁶ confirming that a cavity cannot be filled for technical reasons. The report must demonstrate that there is no cavity wall insulation system available for that construction type or that the particular conditions of the wall mean that the cavity cannot be insulated. It is not sufficient for the report to show that the cavity is hard-to-treat.
- 4.117. Each assessment must be undertaken on an individual wall basis and be specific to the structure and conditions of the building. The chartered surveyor or structural engineer must undertake a reasonable assessment of each wall before recommending that the cavity cannot be insulated.
- 4.118. A supplier may identify other reasons which it believes prevents the cavity of an exterior-facing wall from being insulated. In such instances the supplier should contact us and we will make a determination as to whether or not the area can be insulated.
- 4.119. The cost of the installation alone is not a sufficient reason for judging that a cavity cannot be insulated.
- 4.120. A supplier may identify other reasons which it believes prevents the roof or exterior-facing wall area from being insulated. In such instances the supplier should contact us and we will judge whether or not the area can be insulated.

Pre-condition 2

- 4.121. Pre-condition 2 applies to premises, located in a multi-storey building, that do not include the top floor of the multi-storey building.
- 4.122. To meet pre-condition 2, premises are not required to have roof insulation in place as this is not possible. We will determine that premises meet pre-condition 2 if all exterior-facing walls of the multi-storey building in which the premises are located are insulated, except for walls which have:
- a) one or more parts of solid wall construction, or
 - b) a cavity which cannot be insulated.
- 4.123. To determine whether pre-condition 2 has been met for premises, the test in paragraph 4.122 must be applied to *each* of the exterior-facing walls of the multi-storey building in which the premises are located.

¹⁰⁴ <https://www.ofgem.gov.uk/publications-and-updates/eco3-district-heating-pre-conditions-insulation-technical-report-template>

¹⁰⁵ A chartered surveyor accredited with a Royal Institution of Chartered Surveyors (RICS) membership (MRICS) or a Fellow (FRICS) of the association who has qualified through the residential survey and valuation pathway.

¹⁰⁶ A structural engineer accredited with Chartered membership of the Institution of Structural Engineers (MStructE), or an Associate (AStructE) or Fellow (FStructE) of the institution.

Minimum standards for pre-existing roof insulation

4.124. Where premises have pre-existing roof insulation which is not being claimed as an ECO measure, and which a supplier intends to use to meet pre-condition 1, we will judge that the roof area is insulated if either of the following conditions are met:

- a) the premises were built during or after 1983 in England and Wales, or 1984 in Scotland, and there is roof insulation present, OR
- b) where the premises were built before 1983 in England and Wales, or before 1984 in Scotland, or where the dates are unknown, the roof (with the insulation) achieves the required U-value¹⁰⁷ for the relevant roof type. This is where:
 - i. the premises have a flat roof and the roof with the existing flat roof insulation achieves a U-value of 0.40W/m²K or lower
 - ii. the premises have a pitched roof and the roof with the existing rafter insulation achieves a U-value of 0.40W/m²K or lower
 - iii. the premises have a room-in-roof and the roof with the existing room-in-roof insulation achieves a U-value of 0.50W/m²K or lower, or
 - iv. the premises have a loft and the roof with the existing loft insulation achieves a U-value of 0.40W/m²K or lower (this will be considered achieved where the pre-existing insulation is installed to a depth of 100mm).

Minimum standards for pre-existing wall insulation

4.125. Where premises have pre-existing wall insulation which is not being claimed as an ECO measure, and which a supplier intends to use to meet pre-condition 1 or pre-condition 2, we will judge that the wall area is insulated if:

- a) the premises were built during or after 1983 in England and Wales, or 1984 in Scotland, and there is wall insulation present, OR
- b) where the premises were built before 1983 in England and Wales, or before 1984 in Scotland, or where the dates are unknown:
 - i. the premises have cavity walls that are adequately filled with cavity wall insulation
 - ii. the premises have cavity walls that have existing EWI or IWI in place which achieve a U-value of 0.60 W/m²K or lower, or
 - iii. the premises have solid walls that have existing EWI or IWI in place which achieve a U-value of 0.60 W/m²K or lower.

DHS Consumer Protection Standards

4.126. DHS measures must be accompanied by appropriate consumer protection standards. DHS projects will either need to be registered with heat sector consumer protection body Heat Trust, or demonstrate that they comply with equivalent standards to those provided by Heat Trust.

¹⁰⁷ A U-value is a measure of the heat transmission through a material in W/m²K.

4.127. A Ground Source Heat Pump district heating connection, such as a system which has a shared ground loop connection where individual premises have their own heat pumps, generally are not required to have any further consumer protection standards such as registration with Heat Trust. Where there is a single Ground Source Heat Pump that supplies multiple premises, these connections would require appropriate consumer protection standards.

Working with Heat Trust

4.128. Heat Trust are the current industry standard for consumer protection of district heating systems and due to their role in DHS they have been specifically designated within the ECO3 Order. As such, the first step when considering the installation of a DHS measure should be to engage with Heat Trust early to better understand the requirements so that they can help with the particular circumstances of the installation.

4.129. The ECO3 Order details that “arrangements for consumer protection which are equivalent to the requirements under the Heat Trust Scheme” will be required for DHS connections. We consider the term ‘equivalent’ in this context we consider this to mean equal, or the same. If there are situations that diverge from the Heat Trust requirements, suppliers may choose to discuss these with Heat Trust to work towards a solution, so that the evidence for any deviation can be demonstrated to Ofgem.

4.130. Heat Trust are keen to understand any new circumstances and to work with third parties so that a viable solution can be found so that third parties do not have to pursue a potentially administratively intensive equivalence route. The wealth of knowledge that they can provide, as well as the lead in times to become registered, means that Ofgem recommends anyone seeking to install a district heating system to engage with Heat Trust at the earliest possible opportunity.

4.131. Under these circumstances the measure notification would detail ‘Heat Trust’ for the DHS Consumer Protection field.

Equivalent requirements to Heat Trust

4.132. If choosing an alternative to Heat Trust, a third party auditor must be suitably qualified with relevant industry experience. They must be able to understand and suitably assess equivalence on every aspect of Heat Trust’s requirements.¹⁰⁸ As such, these requirements form the basis of any checklist or the requirements. To note, if standards go beyond what Heat Trust offers, we would consider the overall package as ‘equivalent’.

4.133. The audit and report themselves will inevitably vary in scale depending on what is being assessed, however they need to be thorough, detailing not only how they meet the requirements at the time of installation, but how they will meet the requirements that require ongoing actions such as 24 hour contact services and access to an Ombudsman in the event a complaint is made.

4.134. Improvements to Heat Trust standards would need to be incorporated at the time of a third party audit equivalence assessment. However, Ofgem would not expect these improvements to retrospectively take place on previously notified measures.

¹⁰⁸ <http://www.heattrust.org/index.php/the-scheme-rules>

Additionally, any failings on the expected ongoing consumer protection put in place would not be assessed by Ofgem, although ultimately we retain the right to audit and ultimately revoke measures if they failed to comply with scheme requirements.

4.135. Under these circumstances the measure notification would detail 'Equivalent' for the DHS Consumer Protection field.

Alternative organisations to Heat Trust

4.136. As ECO3 progresses, other organisations may seek to offer equivalent assessments. Once it can be shown, via an audit on equivalence, that an organisation can provide equivalent requirements to Heat Trust, and update these when Heat Trust updates them, then this organisation will be deemed as equivalent.

4.137. We would expect close engagement with any organisations seeking to offer services that are claimed to be equivalent.

Primary insulation and secondary heating measures

4.138. This section details which measures are considered to be primary insulation measures, the eligibility requirements for primary insulation and secondary heating measures as part of inefficient heating systems upgrades or broken heating system replacements, and the conditions which must be met for a primary insulation measure to support a secondary heating measure.

Primary insulation measures

4.139. The eligible primary insulation measures are^{109,110}:

- underfloor insulation (insulation of at least 50% of the floor area of the lowest storey of the premises containing a habitable room);
- party wall insulation (insulation of a cavity wall which divides the premises from other premises under different occupation);
- cavity wall insulation (including to partially-filled cavities), or solid wall insulation (wall insulation applied to at least 50% of the walls of the premises which are exterior facing¹¹¹); or
- room in roof insulation (insulation of at least 50% of the walls and ceilings of a room in the roof space)
- flat roof insulation (flat roof insulation installed to at least 50% of the roof area of the premises);
- park home insulation (insulation applied to at least 50% of the ceiling, floor and

¹⁰⁹ Article 2 of the ECO3 Order.

¹¹⁰ As per paragraph 2.75 suppliers must install 100% of a measure unless there are reasonable grounds for not doing so.

¹¹¹ See paragraph 4.107 for definition of 'total exterior-facing wall area'

walls of a mobile home);

4.140. We will consider the following measure types to meet the primary insulation measure criteria where the percentage of property treated (see paragraphs 6.38-6.80) is 50% or more: underfloor, cavity wall, solid wall, room in roof and flat roof insulation. In a small number of cases, room in roof insulation in premises with multiple roof types, there may be uncertainties as to whether the primary insulation measure complies with our percentage of property treated guidance. If a supplier believes they have encountered such a case, they should contact us.

Secondary heating measures

4.141. A secondary heating measure is a heating measure, other than a primary insulation measure, that is installed to the same domestic premises on the same day or within six months of the primary measure.

4.142. To be eligible under the scheme a secondary heating measure must meet the following criteria:

- a) it is installed at the same premises where a primary insulation measure(s) has been installed
- b) it is notified by the same supplier that notified the primary insulation measure(s) and is notified against the same licence as the primary insulation measure,
- c) it is installed on the same day or no more than six months after the date on which the primary insulation measure(s) is installed, and
- d) is not the installation of equipment for the generation of heat wholly or partly from oil.

4.143. More information can be found on these heating measures in paragraph 4.46.

4.144. We refer to the primary insulation measure that *supports* a secondary heating measure as a 'related primary measure'.

Solid wall alternative measures

Uninsulated solid wall premises

4.145. An uninsulated solid wall premises is where a premises has at least one exterior facing wall, where at least 50%, by area, of the exterior facing walls are solid walls, and at least 50%, by area, of the exterior facing solid walls do not have internal or external insulation.

Meeting the solid wall minimum requirement

4.146. For ECO3 the solid wall minimum requirement or 'SWMR' (see paragraph 2.8) is achieved by promoting solid wall actions. Solid wall actions can be made up of either solid wall insulation (see 4.10) or other solid wall alternative measures that provide at least the same amount of savings as those that would be achieved by the installation of solid wall insulation to 95% of an uninsulated solid wall premises.

4.147. Any solid wall insulation installed to at least 50% of the external-facing solid walls of an uninsulated solid wall premises can count towards the minimum provided it meets all other eligibility requirements

Solid wall alternative measures

4.148. Solid wall alternative measures can include:

- a) Insulation
- b) Heating controls
- c) Installation, but not the repair, of a renewable heating measure
- d) A connection to a DHS

4.149. A solid wall insulation measure installed to 50% or more of the exterior facing solid walls of a relevant premises counts towards SWMR directly, and cannot count as an alternative measure. Where such a measure has been installed, other measures installed after this date cannot count as alternative measures, as the property would no longer meet the definition of an uninsulated solid wall (though they will still count towards a supplier's HHCRO target). For example, if a premises has 60% solid walls and 40% cavity walls and the solid wall area is insulated, any insulation measure subsequently applied to the 40% cavity wall area cannot be counted towards SWMR.

4.150. The cost savings for these alternative measures must add up to at least the same cost saving as would be achieved by solid wall insulation installed to at least 95%, by area, of the exterior facing solid walls of the same premises. This comparison must be carried out using the scores for the measures with no uplifts applied¹¹², and all scores should be rounded to the nearest whole number. Below is the formula for determining the cost score threshold that solid wall alternative measures must meet.

$$\mathbf{95\% \text{ cost score threshold} = A \times B}$$

Where:

A is the listed deemed score for SWI for that property with no uplift applied

B is the percentage of the exterior facing walls which are of solid wall construction

The factor of 95% corresponds to the 'average POPT' factor (see 6.38 onwards) for solid wall insulation measures, and is already included in the listed scores.

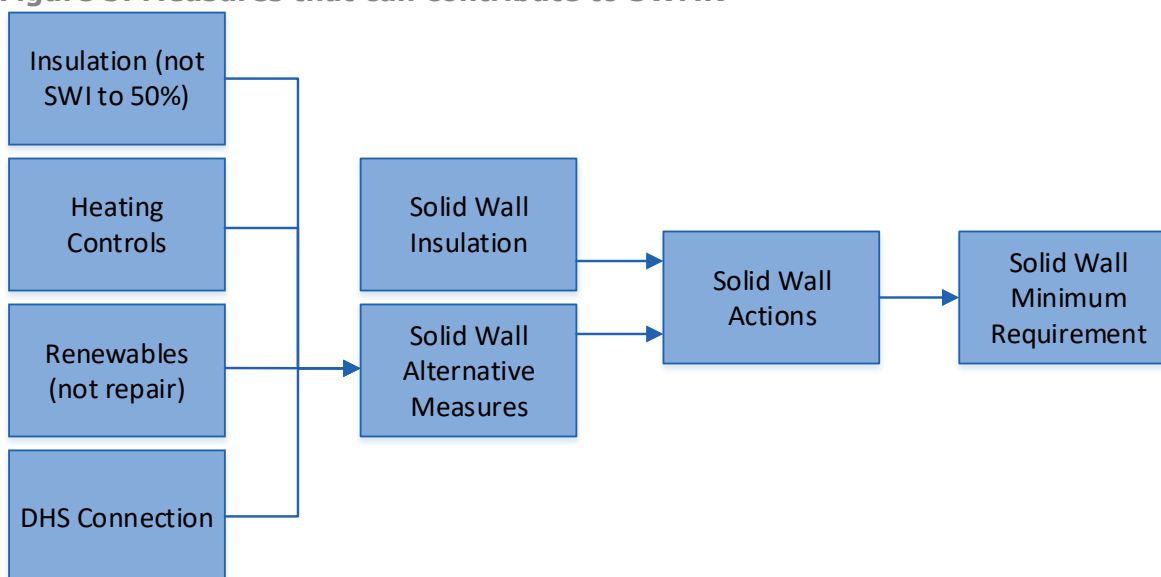
4.151. The U-values selected should be the relevant pre-installation U-value for that premises determined using Table 18, and a finishing U-value of 0.3.

4.152. Scores from solid wall alternative measures in excess of the equivalent SWI savings would count towards the SWMR obligation. Note that SWI installed to less than 50% (by

¹¹² Although this comparison must be made between non-uplifted scores, if an uplift is applicable, it should be included in the alternative measures' scores when they are notified. The scores including the uplifts will count towards the Supplier's SWMR, provided all relevant criteria are met. See chapters 5 & 6 for further information on scores and uplifts.

area, of the exterior facing solid walls of an uninsulated solid wall premises) can be a solid wall alternative measure, but would not count towards SWMR on its own.

Figure 5: Measures that can contribute to SWMR



Notifying solid wall alternative measures

4.153. Suppliers should generate a solid wall minimum requirement reference number ('SWMR RN') to provide us with the additional details we need to administer SWMR. The SWMR RN should reference the supplier code, pre-installation position of the SWI measure which could have been installed at the property (u-values 2.00, 1.70, 1.00, 0.60, 0.45¹¹³), followed by percentage of the exterior facing walls which are of solid construction (whether they're insulated or not), followed by a reference number unique to the property. Where a collection of measures have been notified at the same property, this reference number is required to link the measures together. However, if any SWI is installed to 50% or more of the exterior facing solid walls, then any subsequent measures would not contribute towards the SWMR as the premises would no longer be defined as an uninsulated solid walled premises. All standard SWI measures must also enter this unique reference number.

4.154. Suppliers should ensure each solid wall alternative measure set is notified against a single licence.

4.155. Where the savings achieved by the measures installed do not exceed the solid wall score equivalent (for example, not enough measures have been installed) then the measures will not count towards a supplier's SWMR.

4.156. In the event that one of the relevant measures is not approved or is rejected then the other measures would not be counted towards SWMR, unless further measures are installed that meet the equivalent threshold.

¹¹³ U-values detailed in paragraph 6.81 and Table 17. For more information see our published Deemed scores methodology <https://www.ofgem.gov.uk/publications-and-updates/eco3-deemed-scores-decision>

4.157. In order to be eligible to be transferred between suppliers, all measures notified under a single unique SWI reference number must be transferred together.

Example 1

4.158. Premises is 100% external facing solid walls

- a) Solid Wall Insulation is installed to 60% of the walls.
 - i. Premises is no longer classified as an 'uninsulated solid wall premises' as greater than 50% of the solid walls are now insulated.
 - ii. The SWI installed is a solid wall action and the score contributes towards the SWMR.

Example 2

4.159. Premises is 100% external facing solid walls.

- a) Room-in-roof insulation is installed to 100%
 - i. Cost savings achieved for the measure (relative to the savings achieved if SWI was installed to 95% of the solid walls) are 60%.
 - ii. Premises remains an 'uninsulated solid wall premises' as 100% of the solid walls are uninsulated.
 - iii. Score does not contribute towards the SWMR as it has not reached 95%.
- b) Heating controls are installed
 - i. Cost savings achieved for the measure (relative to the savings achieved if SWI was installed to 95% of the solid walls) are 5%.
 - ii. Premises remains an 'uninsulated solid wall premises' as 100% of the solid walls are uninsulated.
 - iii. The combined alternative measures do not contribute towards the SWMR as they do not add up to 95%.
- c) Solid wall insulation is installed to 49%
 - i. The solid wall insulation counts as a "solid wall alternative measure"
 - ii. The combined solid wall alternative measures, including the solid wall insulation, are considered solid wall actions as the 95% cost score threshold has been passed, and the collective score counts towards the SWMR.

Example 3

4.160. Premises is 50% external facing solid walls and 50% external facing cavity walls.

- a) Cavity wall insulation is installed to 100% of the cavity walls
 - i. Cost savings achieved for the measure (relative to the savings achieved if SWI was installed to 95% of the solid walls) are 80%.
 - ii. Premises remains an 'uninsulated solid wall premises' as 100% of the solid walls are uninsulated.
 - iii. Score does not contribute towards the SWMR as it has not reached 95%.
- b) Room in roof insulation is installed to 100% of the roof

- i. Cost savings achieved for the measure (relative to the savings achieved if SWI was installed to 95% of the solid walls) are 60%.
 - ii. Premises remains an 'uninsulated solid wall premises' as 100% of the solid walls are uninsulated.
 - iii. The combined solid wall alternative measures are considered solid wall actions as the 95% cost score threshold has been passed, and the collective score counts towards the SWMR.
- c) Solid wall insulation is installed to 40% of the solid walls, and is considered a solid wall alternative measure
 - i. Cost savings achieved for the measure (relative to the savings achieved if SWI was installed to 95% of the solid walls) are 42% (ie 40 / 95%).
 - ii. Premises remains an 'uninsulated solid wall premises' as 60% of the solid walls are uninsulated.
 - iii. The combined solid wall alternative measures are considered solid wall actions as the 95% cost score threshold has been passed, and the collective score counts towards the SWMR.
- d) A renewable heating measure is installed
 - i. Cost savings achieved for the measure (relative to the savings achieved if SWI was installed to 95% of the solid walls) are 120%.
 - ii. Premises remains an 'uninsulated solid wall premises' as 100% of the solid walls are uninsulated.
 - iii. The combined solid wall alternative measures are considered solid wall actions as the 95% cost score threshold has been passed, and the collective score counts towards the SWMR.

Example 4

4.161. Premises is 100% external facing solid walls.

- a) Room-in-roof insulation is installed to 100%
 - i. Cost savings achieved for the measure (relative to the savings achieved if SWI was installed to 95% of the solid walls) are 60%.
 - ii. Premises remains an 'uninsulated solid wall premises' as 100% of the solid walls are uninsulated.
 - iii. Score does not contribute towards the SWMR as it has not reached 95%.
- b) Heating controls are installed
 - i. Cost savings achieved for the measure (relative to the savings achieved if SWI was installed to 95% of the solid walls) are 5%.
 - ii. Premises remains an 'uninsulated solid wall premises' as 100% of the solid walls are uninsulated.
 - iii. The combined alternative measures do not contribute towards the SWMR as they do not add up to 95%.
- c) Solid wall insulation is installed to 100%
 - i. Premises is no longer classified as an 'uninsulated solid wall premises'.
 - ii. The SWI installed is a solid wall action and its score contributes towards the SWMR.

- iii. The SWI is not an alternative measure as it is installed to 50% or more of the external facing solid walls. As before, the combined alternative measures do not contribute towards the SWMR as they do not achieve the 95% cost score threshold.

Interactions with the Renewable Heat Incentive (RHI)

- 4.162. ECO and RHI funding cannot be combined for any measures except the installation of ground source heat pumps.¹¹⁴ This means that all other qualifying renewable heating measures can only receive support under one of the schemes.
- 4.163. Ground source heat pumps can receive funding under both ECO and RHI when the rights to RHI payments have not been assigned to an obligated supplier or connected person.
- 4.164. Where a measure other than a ground source heat pump installation is claimed under ECO, it will only be approved if it is not accredited on either the Domestic or Non-Domestic Renewable Heat Incentive schemes. The measure will be revoked if accreditation is subsequently gained or discovered.
- 4.165. In the case of a ground source heat pump installation where an obligated supplier¹¹⁵ is receiving payments from RHI through assignment of rights, it is not possible for this measure to also be eligible under ECO. Under these circumstances the ECO measure will be revoked.
- 4.166. When notifying a renewable heating measure other than a ground source heat pump installation, the customer should state in the Declaration of Conformity and Completed Installation (DOCC) that the measure has not been accredited under the domestic or non-domestic RHI schemes. In the case of a ground source heat pump installation, the customer should state that RHI payment rights have not been assigned to an obligated supplier or connected person.

¹¹⁴ Article 19(1)(d) of the ECO3 Order.

¹¹⁵ Or a connected person. Article 19(2) of the ECO3 Order.

5. Determining ECO savings

- 5.1. Each measure receives a score which determines the contribution that the measure makes towards a supplier's HHCRO obligation. This chapter covers:
- a) an introduction to ECO savings
 - b) methodologies for determining savings
 - c) measure lifetimes
 - d) demonstrating the accuracy of savings, and
 - e) decimal places.

Introduction to ECO savings

- 5.2. A 'score' means the contribution that a qualifying action makes towards a supplier's total Home Heating Cost Reduction (HHCRO) obligation (£).¹¹⁶
- 5.3. When notifying us of completed measures, suppliers must provide the score for the measure.
- 5.4. Scores are based on the cost saving likely to be achieved by a qualifying action when installed in a domestic premises, over the lifetime of the measure. In certain circumstances, the legislation provides for 'uplifts' – multiplication factors – to be applied to the cost savings when determining a score. These are provided to encourage delivery of specific measures or treatment of certain property categories.

Methodologies for determining savings

- 5.5. In ECO3 there are four ways to score measures:
- a) deemed scores
 - b) SAP/RdSAP (DHS only)
 - c) demonstration actions, innovation measures, and monitored measures
 - d) alternative methodology.
- 5.6. In general, non-DHS measures should be scored using a deemed score. Deemed scores have been developed to be easy to use and to minimise administrative burden.
- 5.7. DHS measures should be scored using SAP/RdSAP.
- 5.8. Demonstration actions are scored using a bespoke formula that is specified in the regulations. Innovation measures and monitored measures should be scored using a deemed score in the first instance. Innovation measures will receive an uplift to their

¹¹⁶ Article 2 of the ECO3 Order.

deemed score, and monitored measures will be rescored in line with a proposed methodology, subject to certain conditions being met. For further information, suppliers should refer to the ECO3 Guidance: Innovation.¹¹⁷

- 5.9. Where none of the above routes are suitable, suppliers can apply for an alternative methodology.

Deemed scores

- 5.10. As per the requirements in the ECO3 Order, Ofgem must publish a methodology through which qualifying actions (other than DHS, innovation and surplus actions) should be scored.
- 5.11. Before publishing a methodology, we must have regard to the following:
- a) SAP
 - b) RdSAP, and
 - c) the desirability of the methodology being easy to use.¹¹⁸
- 5.12. In accordance with the above we have developed and published the deemed scores methodology, which includes scores for all major measure types except DHS. See Chapter 6 for more information on deemed scores.

Calculating the savings for district heating systems (DHS)

- 5.13. There are no deemed scores available for district heating systems (DHS) measures. They must either be scored with SAP (Standard Assessment Procedure), RdSAP (Reduced Standard Assessment Procedure), or a suitable alternative methodology.
- 5.14. When calculating savings using SAP or RdSAP, the software used must be approved. A list of approved software is available on the BRE website.¹¹⁹ The most up to date version of SAP/RdSAP must be used.
- 5.15. To calculate savings for a measure through SAP or RdSAP, a supplier must first assess the performance of the premises before the measure is installed, and then assess the performance of the premises after the measure has been installed. The savings are the difference between the before and after cases.
- 5.16. To obtain the full score, the annual cost saving must be multiplied by the relevant measure lifetime, and, if applicable, an uplift of 1.25 (see paragraph 5.4).
- 5.17. The uplift of 1.25 should be applied to DHS measures which are installed in owner-occupied properties, where the property is listed in an LA declaration and, prior to

¹¹⁷

See <https://www.ofgem.gov.uk/publications-and-updates/eco3-innovation>

¹¹⁸ Article 33(3) of the ECO3 Order.

¹¹⁹ For SAP/RdSAP 2012: <http://www.bre.co.uk/sap2012/page.jsp?id=2759>.

installation at least, is in EPC band F or G. Where the uplift is being claimed, the Report Reference Number for a lodged EPC must be provided. Further details are provided in Appendix 1.

- 5.18. When calculating savings for a DHS measure, the calculations should take account of the pre-existing insulation (including the pre-conditions).
- 5.19. When using SAP or RdSAP to calculate savings, suppliers must follow the guidelines for the use of those methodologies unless our guidance specifically states otherwise. When using SAP and RdSAP, suppliers must ensure they take the following into account:
- a) **Location** – savings must be calculated using the appropriate weather region, where the methodology allows
 - b) **Occupancy assessment** – suppliers should not calculate savings for measures in the 'occupancy assessment' mode
 - c) **Product Characteristics Database (PCDB)**¹²⁰ – fuel prices in the PCDB change every six months and savings must be calculated using the PCDB which was valid at the time of either initial assessment or installation. When 'before' and 'after' cases are used to calculate savings, they must both use the same PCDB, and
 - d) **Percentage of the measure installed** – calculations for partial installations can be carried out using any method that forms part of SAP/RdSAP standard practices.

Scoring using Energy Performance Certificates

- 5.20. Suppliers may choose to use the inputs used to produce an Energy Performance Certificate (EPC) as the basis of the SAP or RdSAP savings calculation for a DHS measure. However, suppliers cannot use the estimated savings identified on an EPC.
- 5.21. If score monitoring or an audit of a premises shows that information derived from an EPC and entered into a SAP or RdSAP calculation was inaccurate (with respect to the actual characteristics of the premises), we will treat this as a score monitoring or audit fail.
- 5.22. We are aware that there are existing guidelines in England and Wales for using a sample of EPC assessments to create EPCs for dwellings of a similar type and construction ('sampling' or 'cloning'). When deciding whether or not to use sampling, suppliers should note that, as above, if score monitoring or an audit of premises shows that information derived from sampling and entered into a SAP or RdSAP calculation was inaccurate, we will treat this as a score monitoring or audit fail.
- 5.23. Where the inputs are used to calculate the savings the EPC must be lodged.

¹²⁰ See: <http://www.ncm-pcdb.org.uk/sap/searchpod.jsp?id=17>.

District heating system upgrade measures

- 5.24. The upgrade of a DHS system where substantial replacement work is carried out to the plant and/or pipework can be an eligible measure type under ECO3.
- 5.25. When calculating the heating cost for a premises connected to a DHS, the only type of upgrade which would be assigned a non-zero cost saving using SAP/RdSAP is the installation of CHP in a DHS system which does not currently include CHP.
- 5.26. Other types of upgrade may in some circumstances provide a heating cost saving to connected households connected to a DHS. Where a supplier wishes to promote such measures (or other DHS measure types which cannot be scored in SAP/RdSAP), they may apply for an alternative methodology in order to score the measures.

Alternative methodologies

- 5.27. Where it is not possible to score a measure using one of the previously described methods, a supplier may apply to us for approval of an 'alternative methodology'.
- 5.28. This will mainly be of relevance to DHS measures, as these are not eligible for the innovation and monitored measure routes. However, this option will also remain open to non-DHS measures, should a measure arise which can't be scored by either deemed scores or the innovation and monitored measures routes.
- 5.29. Should a supplier wish to apply for an alternative methodology, they should contact us to request an application form.

DHS alternative methodology

- 5.30. Where SAP or RdSAP do not contain a methodology for calculating the savings for a particular DHS measure, a supplier may apply to us for approval of an 'alternative methodology' to calculate the savings.
- 5.31. Suppliers should apply to us for approval in writing, and include the information required to approve or reject the application. The alternative methodology must include a lifetime for the measure.
- 5.32. A supplier may install measures that require an alternative methodology from the day after it submits the application. However the supplier will be carrying out the activity at its own risk until the date that we approve the alternative methodology. Measures should not be notified until we have assessed the application.
- 5.33. The following reasons are insufficient for us to approve an alternative methodology:¹²¹
 - a) The alternative methodology produces a higher saving for a measure than SAP or RdSAP, or

¹²¹ Article 27(4) and 27(6) of the ECO3 Order.

b) aspects of the SAP or RdSAP methodology are inaccurate for the measure.

5.34. We will notify the supplier whether the alternative methodology has been approved or rejected. If we approve an alternative methodology for a particular supplier we will publish it on our website and other suppliers may then use that methodology. Other suppliers that wish to use this methodology must apply to us in writing.

Non-DHS alternative methodology

5.35. Where no deemed score is published for a certain measure type or technology, and the innovation and monitored measures routes are not suitable for the measure in question, a supplier may apply for a new set of deemed scores or an alternative scoring methodology.

5.36. A supplier should explain in its application whether the measure can be scored using SAP/RdSAP and therefore whether a new deemed score could be created based on SAP/RdSAP.

5.37. If it can, then a new deemed score application can be made. If not, an alternative scoring methodology should be proposed which has regard to SAP/RdSAP.

5.38. In both cases, the supplier should include information as to why the innovation and monitored measures routes are not suitable for the measure.

5.39. Where a deemed score application relates to an improvement on an existing measure type, the application should include information on the level of improvement, with regard to the existing deemed score. We will only consider new scores where the current deemed scores do not already consider the technology and where the technology provides an improvement which is significantly better than achieved in the existing deemed score.

5.40. Deemed score applications must include a lifetime for the measure and must consider the likely performance of the measure once it is installed in the premises. Suppliers must also provide information relating to the projected scale of delivery of the measure in question.

5.41. Where there is no deemed score for a measure and SAP/RdSAP do not contain a methodology for calculating the savings for a particular measure or property type, a supplier should contact us to discuss an alternative scoring methodology to calculate the savings.

5.42. Suppliers will need to provide the information we need to decide whether to publish a methodology or not, ie whether it meets the requirements of ECO3 Order¹²². Applications should include a lifetime for the measure and it must consider the likely performance of the measure once it is installed in the premises.

¹²² Article 33(3) of the ECO3 Order states that, before publishing a methodology, Ofgem must have regard to: SAP/RdSAP; and the desirability of the methodology being easy to use.

- 5.43. Reasons which might result in us declining an application for an alternative scoring methodology include the following:
- a) the property assumptions used in the deemed scores are not accurate for a specific property where a measure is to be installed (eg the thermal performance before installation differs from our standard assumptions)
 - b) the measure assumptions used in the deemed scores are not accurate for a specific measure to be installed (eg the improvement caused by a measure differs from our standard assumptions for a measure/measure variant).
 - c) the alternative methodology produces a higher saving for a measure than SAP or RdSAP, or
 - d) aspects of the SAP or RdSAP methodology are inaccurate for the measure.
- 5.44. Where suppliers have submitted an application, affected measures may be installed from the day after the application is submitted to us. However, the supplier will be carrying out this activity at its own risk until the application is approved. Measures should not be notified until we have approved the application. Where the measure is at risk of missing the notification deadline due to this assessment the supplier may apply to us for an extension request.¹²³
- 5.45. If the application is approved, the new deemed scores or alternative methodology will be published on our website for use by any supplier.

Measure lifetimes

- 5.46. The lifetime score for a measure reflects the expected savings that measure will make over its lifetime.
- 5.47. The measures table summarised in Table 14 provides the lifetime for each measure. We deem the lifetimes in this table as 'standard'. These lifetimes have been accounted for in the Deemed Scores Matrix but should be used by suppliers when calculating the carbon saving or score through SAP or RdSAP (when calculating scores for District Heating System measures, for example).
- 5.48. Suppliers can apply to use a 'non-standard lifetime' (a lifetime that is different from that shown in the measures table) in two cases:
- a) where a supplier wishes to install a measure that is not listed in the measures table, or
 - b) where a supplier wishes to install a measure type listed in the measures table, but has sufficient evidence that a specific technology has an improved lifetime.
- 5.49. A supplier must apply to us in writing for approval of a non-standard lifetime. They may then install measures for which they have requested a new score from the day after they submit the application. However, the supplier will be carrying out this activity at its own

¹²³ See Chapter 9 for more information on extension requests.

risk until we approve the new lifetime. Measures should not be notified until we have assessed the application.

- 5.50. We will only consider new lifetimes where the current lifetime does not cover the technology and where the technology can provide a significant improvement compared to the existing lifetime. We will notify the supplier of our decision on its non-standard lifetime application. If we approve an application for a non-standard lifetime, we will publish that lifetime on our ECO3 measures table. This may also require the publication of new deemed scores. Other suppliers should then use the appropriate lifetime for scoring when installing the same measure or technology.

Guarantee dependent lifetimes for wall insulation

- 5.51. A wall insulation measure (solid wall insulation, insulation of a mobile home or insulation of a cavity wall, including party cavity wall insulation) receives the relevant standard lifetime if the installation is accompanied by an appropriate guarantee.

- 5.52. An appropriate guarantee¹²⁴ is one which meets the following criteria:

- a) Financial assurance: there must be a mechanism that gives assurance that funds will be available to honour the guarantee
- b) Duration: lasts for at least 25 years
- c) Coverage: provides for repair or replacement of a failed measure where appropriate and covers the costs of remedial and replacement works plus materials, and
- d) Quality Assurance Framework: there must be an assurance framework for the quality of the installation and the product used in the installation. We will assess the suitability of this framework and we may require verification through independent assessment by an independent UKAS-accredited organisation or other appropriate body.

- 5.53. Appropriate guarantees, which we have reviewed and consider meet the above criteria, are listed on our website.¹²⁵ If a supplier chooses to use a guarantee not included in our list, which it considers to meet these criteria, we will assess whether it is an appropriate guarantee before attributing the savings notified by the supplier. Where appropriate we will add these guarantees to our list on the website. If the guarantee does not meet the criteria, we will be unable to attribute the savings notified by the supplier.

- 5.54. Where the installation of solid wall insulation is accompanied by an appropriate guarantee, the standard lifetime of the measure will be deemed to be 36 years.¹²⁶

- 5.55. Where the installation of park home insulation is accompanied by an appropriate guarantee, the standard lifetime of that measure will be deemed to be 30 years.

¹²⁴ This is referred to as an 'appropriate warranty' in Article 33(4) of the ECO3 Order.

¹²⁵ <https://www.ofgem.gov.uk/publications-and-updates/eco3-appropriate-guarantees>

¹²⁶ Article 33(2) of the ECO3 Order.

- 5.56. Where the installation of cavity wall insulation and party wall insulation is accompanied by an appropriate guarantee the standard lifetime of these measures will be deemed to be 42 years.
- 5.57. Where a wall installation measure is not accompanied by an appropriate guarantee, the measure will be awarded a zero-year lifetime.¹²⁷

Demonstrating the accuracy of calculations

- 5.58. Suppliers are required to notify the lifetime scores for completed qualifying actions, and it is our duty to attribute savings to eligible notified actions.¹²⁸ If we are not satisfied that a saving is accurate we will ask the supplier to provide the information we need to determine the correct saving.
- 5.59. After receiving this information we will attribute what we consider to be the correct savings to the measure. Until we receive this information, we are unable to attribute savings to a qualifying action.
- 5.60. Score monitoring agents may check the accuracy of scoring inputs when assessing measures. We will also assess the accuracy of savings when they are notified, and we may audit a sample of savings calculations to assess accuracy.
- 5.61. More information on audit and score monitoring is provided in Chapter 9.

Decimal places

- 5.62. All scores should be notified as whole numbers in pounds sterling with no decimal places (as per the Deemed Scores Matrix). If any calculations are made then rounding to the nearest number should only take place as the final step to produce this score.

¹²⁷ <https://www.ofgem.gov.uk/publications-and-updates/response-our-eco2-technical-requirements-consultation>

¹²⁸ Article 26 of the ECO3 Order.

6. Deemed scores

- 6.1. This chapter is for any measures scored using a deemed score. For other scoring methodologies see Chapter 5.
- 6.2. Deemed scores determine the contribution certain measures make towards a supplier's HHCRO obligation. Deemed scores are fixed scores for each measure type that are determined using three or four variables.
- 6.3. The deemed scores are published on our website and the information in this chapter should be used together with the scores.¹²⁹ The 'Deemed Scores Matrix' contains the lifetime scores for measures, taking into account the average treatable area for the measure type and any uplift (see paragraph 5.4) where applicable.

Using the deemed scores

- 6.4. To determine the appropriate deemed score for a measure, installers must first select the appropriate measure type. They must then identify the basic attributes of the property in which the measure has been installed.
- 6.5. For insulation measures, these attributes are split into three main variables:
 - a) the type of property
 - b) the number of bedrooms in the property, and
 - c) the main heating source of the property.
- 6.6. For heating measures the main wall type of the property (either solid or cavity) is also relevant.
- 6.7. Consideration should also be given to whether any uplifts might apply.
- 6.8. In some cases, the percentage of measure installed and percentage of property treated must also be determined to ensure the correct score is notified.¹³⁰
- 6.9. In ECO3, an 'average treatable area' approach is used to simplify reporting. Where the percentage of property treated is at least 67%, the published deemed score can be notified without modification. Where it is not, the score to be notified must be calculated as described from paragraph 6.38.
- 6.10. The rest of this chapter outlines further guidance on how the variables and measure variants should be identified.

¹²⁹ See <https://www.ofgem.gov.uk/publications-and-updates/eco3-deemed-scores-decision>

¹³⁰ See 6.42 for information on how to determine POMI and POPT.

Identification of property type

- 6.11. When determining the correct deemed score for an ECO measure, suppliers should select the appropriate property type. The property types in the deemed scores are:
- a) Semi-detached house
 - b) Detached house
 - c) End-terrace house
 - d) Mid-terrace house
 - e) Semi-detached and end-terrace bungalow
 - f) Detached bungalow
 - g) Mid-terrace bungalow
 - h) Flat with two or fewer external walls
 - i) Flat with three or more external walls
 - j) Maisonette with two or fewer external walls
 - k) Maisonette with three or more external walls
 - l) Single park home (only for use with park home insulation measures)
 - m) Double park home (only for use with park home insulation measures)
- 6.12. In the majority of cases we expect it will be straightforward to identify the relevant property type. However, there may be some instances where it is less clear. Further guidance and some examples of more unusual situations are listed below.
- a) A maisonette is considered to be similar to a flat, in that they are both dwellings that do not extend to all storeys of the building, but with two or more storeys. We do not consider an enclosed 'porch' area consisting of an external door leading to a staircase to be a full storey and in these cases the property should be considered a flat rather than a maisonette.
 - b) For a property to be considered as detached it should be completely detached from any neighbouring properties. Otherwise the 'semi' property type should be selected. Properties that are connected by a garage only would be considered as detached.
 - c) For terrace properties, the same principle as for detached/semi-detached as above applies. This is demonstrated in the diagram below. In this example, properties A and C are considered end-terrace and property B would be classed as a mid-terrace property:

Figure 6: Example of terraced properties



- d) For flats and maisonettes the '2 external wall' score should be selected for properties with two or fewer external walls. The '3 external wall' score should be selected for properties with three or more external walls. Any walls adjacent to corridors should not contribute towards the count of external walls. The two variants reflect approximately a 50% external wall area and a 75% external wall area respectively. Where there is ambiguity over which of the two property variants should be selected, the percentage of external heat loss area should be rounded to the nearest option (either 50% or 75%).
- e) Note that whilst the previous paragraph should be used to select the most appropriate deemed score, we expect that for wall insulation measures, all heat loss walls are treated. This includes an external wall of a flat or maisonette which is adjacent to an unheated corridor.
- f) For measures which are the insulation of the walls, floor or roof of a park home, two property types are available. The 'single' park homes are roughly 12 metres long and 3 metres wide (36m²). The 'double' park homes are roughly 12 metres long by 6 metres wide (72m²). Where the total floor area is different to these standard dimensions the score for the closest floor area should be selected.
- g) Where a measure other than a park home insulation measure (for instance a heating measure or draught proofing) is installed in a park home, the detached bungalow archetype (selecting the heating measure with solid walls) should be used as a proxy. The number of bedrooms selected should be the number of bedrooms in the park home. For example, when selecting a score for a heating measure installed in a park home with two bedrooms, the two bedroom detached bungalow archetype should be selected.
- h) For studio flats (flats with a living room, bedroom and kitchen within one room), the one-bedroom flat score should be selected
- i) For enclosed (back to back) end-terrace properties, the end-terrace score should be selected
- j) For enclosed (back to back) mid-terrace properties, the mid-terrace score should be selected
- 6.13. If there are other situations where it is unclear which property type should be selected, suppliers should contact us prior to notification of the measure.

Identifying the number of bedrooms

- 6.14. To determine the number of bedrooms in a property, the rooms that were designed to be used as a bedroom when the property was built, or have been permanently converted for use as a bedroom (eg through a loft conversion) should be counted.¹³¹
- 6.15. If there is uncertainty regarding the number of bedrooms in the dwelling, the following definition can be used as a guide¹³².
- 6.16. All rooms designed to be used as a bedroom, even if they are currently not being used as a bedroom should be included. For example, rooms built as bedrooms but currently used as offices or living space should still be counted as bedrooms.
- 6.17. A bedroom also needs to meet all the below criteria;
- a) it meets the SAP definition of a habitable room¹³³
 - b) it can accommodate a standard sized single bed horizontally, and
 - c) it is not a conservatory.
- 6.18. For clarity, the following are some examples of rooms that would not be considered as bedrooms:
- a) any room without a window, and
 - b) any room that is intended for use as a lounge, kitchen, dining room, kitchen-diner, conservatory, sunroom, utility room, bathroom, en-suite, cloakroom, hallway, stairs, landing or garage, and
 - c) living rooms or dining rooms currently being used for sleeping, unless it is a bedsit.
- 6.19. Suppliers should be satisfied that the number of bedrooms selected is correct. If there are situations where it is unclear whether a room should be considered a bedroom, suppliers should contact us prior to notification of the measure.

Identification of the pre-main heating source for the property

- 6.20. The pre-main heating source must be identified to select the correct deemed score for the measure being installed. The pre-main heating source should reflect the system that is in place in the property, even where it is not functioning efficiently or has broken down. 'Secondary heating' of a room which is already heated by a main heating system (eg a gas fireplace in a room primarily heated by radiators connected to a gas boiler) should not be considered.

¹³¹ Or, if the property was converted to a dwelling or has otherwise undergone a major alteration to its floor plan, those rooms which were designed as bedrooms at this point.

¹³² The definition has been derived from the English Housing Survey (2016-2017).

¹³³ SAP 2012, S9.1, pp. 141: http://www.bre.co.uk/filelibrary/SAP/2012/SAP-2012_9-92.pdf.

- 6.21. When installing a heating measure, the pre-main heating source is always based on the heating system that is being replaced. In the case of heating controls, the pre-main heating source is the heating system that will be affected by the controls being installed.
- 6.22. When installing an insulation measure, the pre-main heating source is the heating system which has the capability to heat the largest proportion of the property prior to the installation. Where a heating system is broken, it is its capability when functional that should be considered. For more information on identifying the main space heating systems, see paragraphs 4.70-4.73.
- 6.23. The Deemed Scores Matrix provides scores for common heating sources used in the Great British housing stock. The pre-main heating sources used for the deemed scores are:
- a) gas boiler
 - b) electric storage heaters
 - c) oil boiler
 - d) LPG boiler
 - e) solid fossil fuel boiler
 - f) electric boiler
 - g) electric room heaters
 - h) gas room heaters, and
 - i) solid fossil fuel room heaters
- 6.24. For heating measures the following pre-main heating sources are also used:
- a) gas fire with back boiler, and
 - b) gas back boiler to radiators
- 6.25. For park home insulation measures the following pre-main heating sources are also used:
- a) bottled LPG boiler, and
 - b) bottled LPG room heaters
- 6.26. Where multiple heating systems that heat different parts of a property are replaced or installed, multiple measures should be claimed.
- 6.27. Where a supplier installs a measure and the pre-main heating source is not reflected in the Deemed Scores Matrix, or Table 15 should be used to determine which heating source to use as a proxy for the actual heating source.

Table 15: Deemed scores proxy heating sources

Pre-main heating source	Proxy
ASHP central heating ¹	Gas room heaters*
Air-oil hybrid heat pump	Gas room heaters*
Biomass district heating system	Gas boiler*
Biomass/wood central heating	Solid fossil fuel boiler*
Biomass/wood room heaters	Solid fossil fuel boiler*
Bottled LPG back boiler to radiators	Electric boiler*
Bottled LPG central heating ²	Electric boiler*
Bottled LPG fire with back boiler	Electric room heaters*
Bottled LPG range cooker boiler	Electric room heaters*
Bottled LPG room heaters ²	Electric room heaters*
Electric ceiling heaters	Electric room heaters*
Electric underfloor heating	Electric storage heaters*
Electric warm air system	Electric boiler*
Gas back boiler to radiators ³	Gas room heaters*
Gas district heating system	Gas boiler*
Gas fire with back boiler ³	LPG boiler*
Gas range cooker boiler	Gas room heaters*
Gas warm air system	Gas boiler*
GSHP central heating	Gas room heaters*
GSHP district heating system	Gas boiler*
LPG back boiler to radiators	LPG boiler*
LPG boiler - Special Condition 18 ⁴	Gas boiler*
LPG district heating system	Gas boiler*
LPG fire with back boiler	Electric room heaters*
LPG range cooker boiler	LPG boiler*
LPG room heaters	LPG boiler*
LPG warm air system	LPG boiler*
No heating present	Electric room heaters*
Oil district heating system	Gas boiler*
Oil range cooker boiler	Gas boiler*
Oil room heaters	Gas room heaters*
Oil warm air system	Oil boiler*
Solid fossil fuel back boiler to radiators	Solid fossil fuel boiler*
Solid fossil fuel fire with back boiler	Solid fossil fuel room heaters*

¹air-to-water ASHP or air-to-air ASHP

²In the case of park home insulation measures, a proxy must not be used for these heat sources. The deemed scores matrix contains variants of park home insulation scores with the pre main heat sources 'bottled LPG boiler' and 'bottled LPG room heater'.

³In the case of heating measures, a proxy must not be used for these heat sources. The deemed scores matrix contains variants of heating measures scores with the pre-main heating sources 'Gas back boiler to radiators' and 'Gas fire to back boiler' where applicable.

⁴Special Condition 18 applies only if the property receives LPG at mains gas prices ¹³⁴

6.28. When selecting the score for a measure using a proxy heat source from the deemed scores matrix, suppliers should take care to include the asterisk. This indicates to us that a proxy heat source is being used. It also ensures that the correct eligibility and uplift

¹³⁴ See: <https://www.ofgem.gov.uk/ofgem-publications/50140/7940-independentnetworksopenletterpdf>

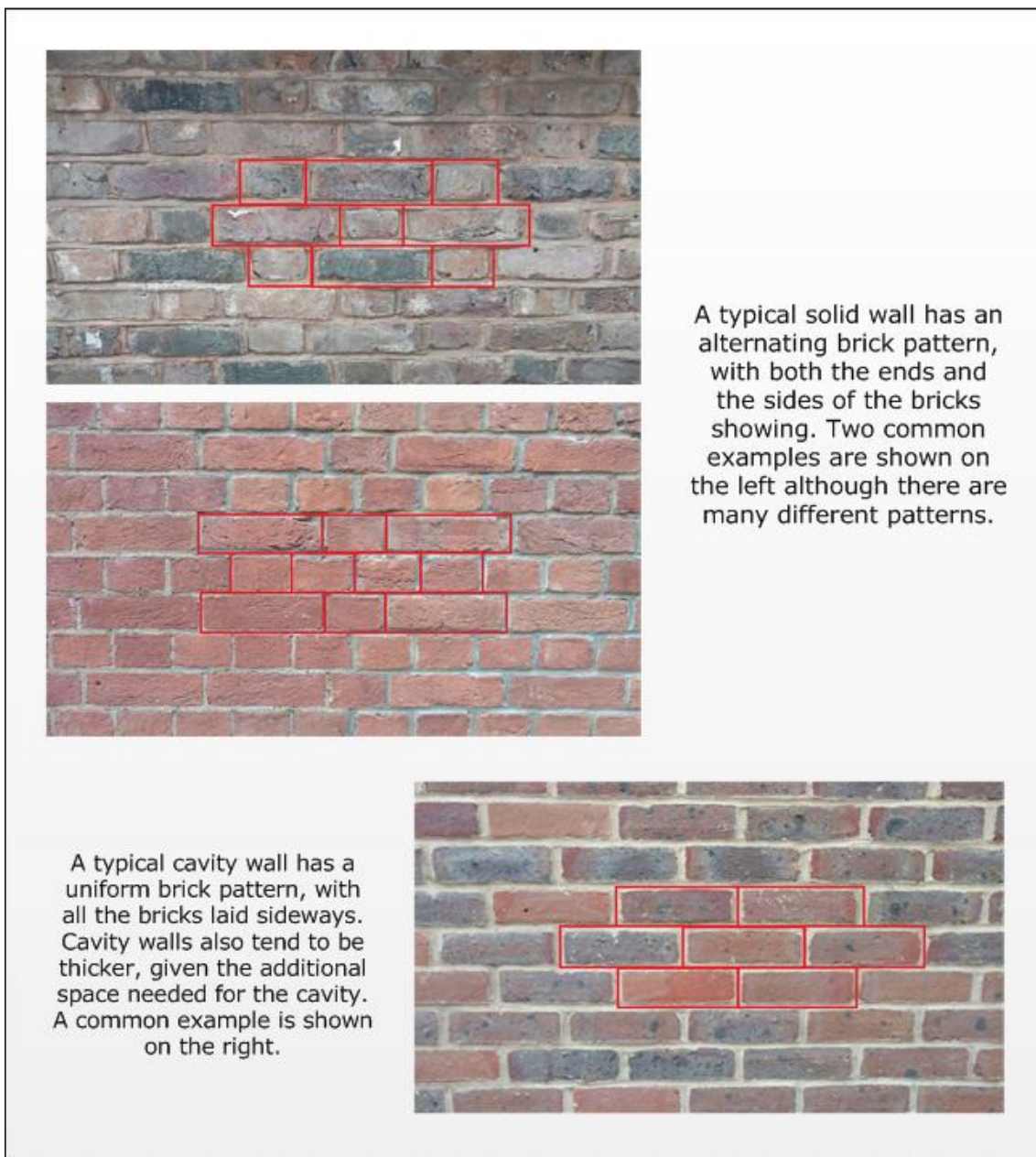
rules can be applied: these should be based on the actual heat source, not the proxy. For example, for insulation measures where the pre-main heat source is 'Gas boiler', there are no scores which incorporate the non-mains gas insulation uplift as these measures would clearly be ineligible for the uplift. However, there are scores which include this uplift for the pre-main heat source 'Gas boiler*'. This is because the actual heat source in this case could be an 'oil range cooker boiler'.

- 6.29. Where a heating source is identified which is not included in either the Deemed Scores Matrix or Table 15, suppliers should contact us to determine the most appropriate course of action.
- 6.30. Only certain heating sources are eligible for First Time Central Heating (FTCH), see paragraph 4.71 for more information.

Identification of wall type for heating measures

- 6.31. For heating measures, the wall type of the property must be identified to select the correct deemed score, specifically whether the house is predominantly made up of cavity or solid walls.
- 6.32. The identification and evidencing of the main wall type of the property is simple. In many cases as it can be identified from the brick pattern of the walls. Figure 7 shows typical brick patterns for cavity and solid walls.

Figure 7: Example cavity wall and solid wall brick patterns



- 6.33. A solid wall can also be non-brick. Examples of what we consider a solid wall are outlined in Chapter 4.
- 6.34. Where a property is made up of multiple wall types, the wall type that makes up the greatest proportion of the external wall area should be used when selecting the deemed score. For example, for a heating measure installation where the total external wall area is 100m², with 60m² made up of cavity wall and 40m² made up of solid wall, the cavity wall variant of the deemed score should be selected.
- 6.35. Where the wall type is difficult to identify suppliers should seek expert advice prior to notifying the measure.

6.36. Note that a more detailed identification is necessary for selecting deemed scores for the installation of solid wall insulation. See paragraph 6.81 for more information.

Uplifts for deemed scores

6.37. Uplifts are applied to scores where required by legislation, and mean that the score for a measure is higher than would be the case were it is based on cost savings alone. They replace the ECO2t concept of “multiplier”. Where a deemed score measure is eligible for an uplift, there will be a version of the score for that measure in the deemed score matrix which incorporates the uplift. Uplifts, apart from the innovation measure uplift, cannot be combined: where a measure is eligible for more than one uplift, the largest should be selected. For more information on how to calculate the score for an innovation measure, please refer to Chapter 4 of the ECO3 Guidance: Innovation¹³⁵. Uplifts in ECO3 are:

Table 16: Uplifts: eligibility and evidence requirements

Uplift	Amount	Eligibility
Non-mains gas insulation uplift	1.35	Insulation measures installed to properties in which the primary heat source is not fuelled by mains gas, and which do not have a DHS connection.
Broken central heating & broken ESH uplifts	4.00 & 2.40	Measures which are the replacement of a broken heating system.
Innovation measure uplift	1.25	Measures installed in accordance with the terms of an approved innovation measure application (provided that innovation caps have not been exceeded - see separate guidance on innovation which is available on our website)
LA flex F&G non-PRS uplifts	1.25	Measures which are installed to owner-occupied properties listed in a LA Declaration, where a pre or post installation EPC shows the property is rated F or G.

Average Treatable Area and Percentage of Property Treated

6.38. The published deemed scores take account of the fact that it is often not possible to treat 100% of a property when installing a particular measure.

6.39. For most measure types, on average less than 100% of the property is treated. An average percentage of property treated has been developed for each different measure type. The published deemed scores incorporate this average percentage.

6.40. Suppliers may claim the score in the deemed scores matrix provided that at least 67% of the property is treated. This is intended to simplify the scheme. Note that 100% of a measure must always be installed unless there are reasonable grounds for not doing so.

¹³⁵ See <https://www.ofgem.gov.uk/publications-and-updates/eco3-innovation>

6.41. Where less than 67% of the property is treated, suppliers will be required to calculate a more appropriate score using the exact percentage of property treated. The calculation is described in 6.42.

Percentage of measure installed and percentage of property treated

6.42. Percentage of measure installed (POMI) and Percentage of property treated (POPT) are determined using the formulae below. Where POMI is less than 100%, suppliers should retain evidence of the reasons for this. When notifying a measure for which POPT is less than 67%, we require the exact POPT to be included in the notification. Where POPT is 67% or more, it can be notified as "67+". However it may still need to be calculated to ensure that the 67% requirement is met.

Percentage of Measure Installed (POMI)

$$\text{POMI} = (A \div B) \times 100$$

Where:

'A' is the area that the measure is installed to

'B' is the total area that the measure could be installed to

Percentage of Property Treated (POPT)

$$\text{POPT} = (A \div C) \times 100$$

Where:

'A' is the area that the measure is installed to

'C' is the total 'similar' area of the property:

- For SWI and CWI this is the total heat loss wall area.
- For party wall insulation this is the total party wall area.
- For roof insulation, loft insulation and room-in-roof insulation this is the total roof area.
- For heating measures this is the total floor area of the property that should be heated.

Process for calculating the score to be notified where POPT is less than 67%

6.43. The deemed scores are published with the average POPT already applied. Where the actual POPT is less than 67%, the published deemed score must be divided by the average POPT then multiplied by the actual POPT to calculate the correct value.

- 6.44. This calculation is expressed as a formula below. The symbol x denotes the published deemed score; *actual POPT* is the percentage of property treated by the measure; *average POPT* is the average POPT factor which applies to the measure, which is listed in the deemed score matrix. Where the actual POPT is less than 67%:

$$\frac{x}{\text{average POPT}} \times \text{actual POPT} = \text{deemed score to be notified}$$

- 6.45. For example, installer A installs an external wall insulation (EWI) measure to a 3 bedroom semi-detached house, with a gas boiler as its primary heating source. The walls of the property are of both cavity and solid construction, such that 50% of the wall area is cavity wall and the other 50% is solid wall. The cavity wall is already fully insulated, and installer A installs EWI to the solid wall. *Actual POPT* for this measure is therefore 50%, below the 67% threshold.

- 6.46. *Average POPT* for EWI measures is 95%, written as 0.95 in the published deemed scores. The deemed score (assuming the wall U value is improved from 1.0 to 0.28 W/m²K and no uplift applies) is £4,116.

- 6.47. The deemed score that would be notified for this example is thus:

$$\frac{£4,116}{0.95} \times 0.50 = £2,166 \text{ (to the nearest £)}$$

- 6.48. Note that actual POPT when expressed as a decimal (eg for use in calculations) should be rounded to two decimal places. Similarly, if expressed as a percentage (eg for notification) it should be to the nearest whole number. For example, where 50.3% of a property is treated, then 0.50 should be used in calculations and 50% in notifications. **Other than this, rounding should only be carried out at the end of the calculation.** If, in the above formula, the division by average POPT is carried out as a separate step, the answer should not be rounded before multiplication by actual POPT.

Measure specific POPT principles

- 6.49. When calculating POPT there are some general measure-specific principles which should be taken into account. These principles are outlined in the following sections, along with examples.

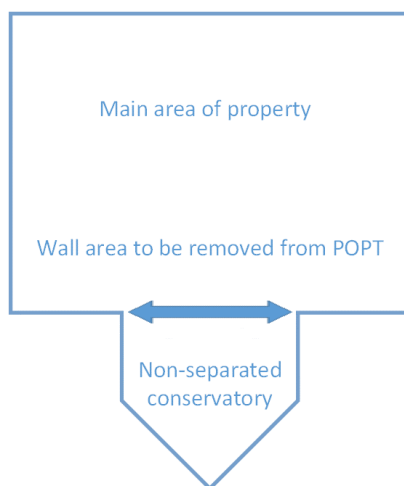
Wall insulation POPT principles

- 6.50. For wall insulation, POPT is 100% when the total external heat loss wall area of the property is insulated as part of the measure. Note that the wall(s) of a flat which are adjacent to a corridor may be considered as an external heat loss wall for the purposes of determining the POPT.¹³⁶

¹³⁶ Walls adjacent to corridors should not be counted when selecting the appropriate property type, as outlined in paragraph 6.12.

- 6.51. If the measure does not insulate all external heat loss wall areas, the POPT would be less than 100%. So long as the POPT is at least 67%, the published score can be claimed without modification. If it is less than 67%, however, the score to be notified should be calculated in accordance with paragraph 6.44.
- 6.52. Where some of the external heat loss wall area is already fully insulated prior to the installation of an ECO wall insulation measure, the percentage of the previously insulated wall should be removed from the POPT.
- 6.53. Where some of the external heat loss wall cannot be insulated as part of the installation, the percentage of that wall area should be removed from the POPT. This includes external heat loss wall areas of a different wall type. For example, when installing a cavity wall insulation measure, any solid wall area of the property should be removed from POPT. It also includes areas relating to chimneys, where the chimney forms part of the external heat loss wall area, and alternative wall areas such as tile hung areas.
- 6.54. Where a property’s external heat loss wall area is both of cavity wall construction and some solid wall construction, and both are insulated, this should be claimed as two separate measures. The average treatable area approach still applies: if POPT for one measure meets the 67% minimum requirement, the relevant deemed score for that measure can be notified without modification.
- 6.55. If a property has external heat loss walls of two types of solid wall construction, and both are insulated, where one construction type has a POPT of $\geq 67\%$ (meeting the average POPT criteria), only the 67+ SWI measure can be notified. This stands even if there are different initial u-values.
- 6.56. The wall area of separated conservatories (those which are accessible via an external quality door) is not included in this determination as the wall area between the main area of the property and the conservatory is considered to be the external heat loss wall.
- 6.57. Where a property has a non-separated conservatory, the wall area between the main part of the property and the non-separated conservatory should be removed from the POPT. This is shown in Figure 8.

Figure 8: Non-separated conservatory diagram for calculating POPT



- 6.58. There may be cases where there is some wall area, such as a dwarf wall, which is a part of the conservatory which could be insulated. Savings are likely to be negligible in such cases. We therefore do not require that dwarf walls of conservatories are considered when calculating POPT. Where a property has a conservatory with dwarf walls, the guidance in paragraph 6.57 should be followed.
- 6.59. Where a property has a garage that is not thermally separate from the dwelling, the wall area of the garage is considered as part of the external heat loss wall.
- 6.60. Where a property has a garage that is thermally separate from the dwelling, the outer walls of the garage are not considered as part of the external heat loss wall. The wall area between the main property and garage is considered to be the external heat loss wall.

6.61. Below are some examples of how to calculate POMI and POPT for wall insulation.

Wall insulation: examples of calculating POMI and POPT

- Where all external heat loss walls are the same type and all are treated with the same measure, both the percentage of measure installed (POMI) and the percentage of property treated (POPT) is 100%.
- For instance if all of a property's external heat loss walls are cavity walls and they are all treated with CWI, then 100% of the measure has been installed and 100% of the property has been treated. The published score should be notified without modification, and POPT can be notified as "67+".
- Another property has solid walls with a total heat loss wall area of 50m² and is to be treated with EWI. One wall with an area of 15m² is tile hung and cannot be treated. The POMI in this case is 100% but POPT is 70%. This still meets the 67% minimum requirement, and the published score should be notified without modification. POPT can be notified as "67+".
- An example of a situation where POPT may be lower than the minimum requirement is where the external heat loss walls are of different construction types. Note that POPT is always the proportion of the total external heat loss wall area of the property which is treated by a measure.
- Consider an uninsulated property which has a total heat loss wall area of 50m², of which 15m² is of cavity wall construction and 35m² is solid wall:
 - If the total external heat loss cavity wall area is treated with CWI, the POMI is 100% and the POPT is 30%. This does not meet the 67% minimum requirement. Therefore, the score to be notified must be calculated in accordance with paragraphs 6.42-6.47, and the exact POPT notified.
 - If 20m² of the solid walls were insulated of the available 35m², the POMI is 57%. The POPT is 40%. This does not meet the 67% minimum requirement. The score to be notified must be calculated in accordance with paragraphs 6.41-6.48, and the exact POPT notified. The measure should be notified with a solid wall minimum requirement RN (paragraph 4.153), so that it can be counted towards the supplier's SWMR.
 - If all of the heat loss walls are treated, then the insulation of the cavity wall and solid wall areas should be claimed as separate measures. In both cases POMI is 100%. The POPT for the CWI measure is 30%, and the relevant CWI score to be notified must be calculated in accordance with paragraphs 6.43-6.48. The POPT for the SWI measure is 70%. This meets the 67% minimum requirement, and the published score for the relevant SWI measure should be notified without modification. POPT can be notified as "67+".

Roof insulation POPT principles

- 6.62. For roof insulation, POPT is considered to be 100% when the entire heated area of the property has received roof insulation. If the measure does not insulate some heated area of the property, the POPT would be less than 100% as only a proportion of the property is treated as part of the measure. As with other measure types, the published score would only be adjusted and exact POPT notified if the 67% minimum requirement is not met.
- 6.63. When calculating POPT for a roof insulation measure, the plan area (ie the footprint) of the roof should be used. Where a property has multiple roof types (eg a pitched roof and a flat roof) the area of all roof types should be taken into account when calculating POPT. Where part of the heated area of the property is not the top storey of a building (for example a ground floor flat with a single storey extension at the rear), this must also be taken into account and POPT reduced proportionately.
- 6.64. When installing additional insulation to a roof area which is already partially insulated, where the existing insulation does not meet the relevant standards, the POPT does not need to be reduced.
- 6.65. The roof area of conservatories (separated or non-separated) should not be included in the determination of POPT.
- 6.66. The roof area of a garage should only be included in the determination of POPT where the garage is not thermally separated from the main property.
- 6.67. Note that where a property has a mansard roof, the sloped area should be considered as roof area if the slope is at an angle of less than 70°. If the angle is more than 70° it is considered to be a wall and shouldn't be considered as part of the roof area.
- 6.68. Calculating POPT for room-in-roof insulation (RIRI) is more complex than other roof insulation measures and involves two separate considerations:
- a) if a property has a single roof space containing a room-in-roof (RIR), the maximum POPT would be 100%. If a property has multiple roof spaces, the percentage of the roof area which is made up of the roof containing the RIR should be considered. In these cases the maximum POPT for a RIRI measure is less than 100%.
 - b) the percentage of the RIR insulated, not including the residual loft area (the POMI). Where this is less than 100%, the POPT calculated in a) should be scaled down. Paragraph 6.99 explains what is considered to be 100% of a RIRI measure.
- 6.69. The residual area of a RIR is considered as the residual loft area contained within the same roof as a RIR. To be considered as being in the same roof, it should share the same continuous air space. Generally, a stud wall, rather than a masonry wall, would separate the RIR from the residual loft areas. Roof areas separated by masonry walls are considered to be separate roofs for this determination.
- 6.70. The determination of the residual area is the same regardless of whether the RIRI 'residual area insulated' score or the RIRI 'residual area uninsulated' score is being claimed. To claim the 'residual area insulated' score, the entire residual area must be insulated.

6.71. If there is no residual loft area surrounding the RIR, the 'residual area insulated' score should be claimed.

Roof insulation: examples of calculating POMI and POPT for dwellings with different roof constructions

- Where the total heated area of the property has a roof of one type and this is fully insulated using one measure (eg loft insulation or flat roof insulation), both the POMI and the POPT is 100%.
- Where the property has multiple roof types (eg a flat roof and a pitched roof) all roof areas should be taken into account when calculating POPT.
 - For example, a property has a total roof area of 100m², where 28m² is flat roof and 72m² is pitched roof. If the entire flat roof was insulated, the POMI would be 100% and the POPT would be 28%. This does not meet the 67% minimum requirement. Therefore, notification of the measure should include the score calculated in accordance with paragraphs 6.41 to 6.48, and the exact POPT.
 - In the above example, the loft area within the pitched roof is 72m² of the total 100m² roof area. In this case, if the loft is fully insulated, the POMI will be 100% and the POPT will be 72%. This meets the 67% minimum requirement, therefore the published deemed score can be notified without modification and the exact POPT is not required.
 - Where both the flat roof and pitched roof areas are insulated, these should be claimed as separate measures. The average treatable area approach would still apply: assuming all of the pitched roof area is insulated, the published score for this measure can be notified without modification.
- A ground floor flat has a single storey extension which comprises 20% of the heated area of the property. If the extension roof is insulated, POMI would be 100% and POPT would be 20%. This does not meet the 67% minimum requirement, and notification of the measure should include the score calculated in accordance with paragraphs 6.41 to 6.48.
- A property with a single pitched roof of 80m² containing a RIR with a floor area of 20m². If a supplier insulates only the loft area surrounding the RIR (ie not as part of a RIRI measure), the POMI is 100%. The POPT would relate to the loft area insulated, which is 60m² of the total 80m², 75% of the overall roof. This meets the 67% minimum requirement, therefore the published deemed score can be notified without modification, and the exact POPT is not required. This situation should only apply where the supplier is carrying out loft insulation only and is not insulating the RIR as well.

Room-in-roof insulation: examples of calculating POMI and POPT for dwellings with different roof constructions

- A property has a single pitched roof containing a RIR. If all elements of the RIR are insulated but the residual area is not, the measure type is 'room-in-roof insulation - residual area uninsulated'. POMI and POPT are 100%. This meets the 67% minimum requirement, therefore the published deemed score can be notified without modification and exact POPT is not required.
 - If in the above example the residual area is insulated, the deemed score for 'room-in-roof insulation - residual area insulated' should be selected.
 - If, in either of the above examples, only 63% of the RIR is insulated, then the POMI is 63%. POPT in this case would also be 63%, which does not meet the 67% minimum requirement. The score to be notified should be calculated in accordance with paragraphs 6.41 to 6.48. The exact POPT must be included in the notification.
- A property has two roofs, where one is a pitched roof containing a RIR and the other is a flat roof. The total roof area is 100m², of which the pitched roof containing the RIR has a plan area of 72m² (this includes any residual areas) and the flat roof has a plan area of 28m². If a supplier installs a RIR measure, they must first consider the percentage of the overall roof area which is taken up by the roof containing the RIR – in this case 72%. Then, if any element of the RIR is not insulated, POMI is less than 100%. POPT is obtained by multiplying the 72% by POMI.
 - If in the above example, all elements of the RIR are insulated but the residual area is not insulated, the POMI is 100% and the deemed score for 'room-in-roof insulation – residual area uninsulated' should be selected. POPT is obtained by multiplying the percentage of the overall roof area containing the RIR by POMI, so in this case is 72%. This meets the 67% minimum requirement, therefore the published deemed score can be notified without modification, and the exact POPT is not required.
 - If in the above example, the residual area is insulated and all elements of the RIR are insulated, the deemed score for 'room-in-roof insulation – residual area insulated' should be selected. POMI and POPT are unchanged.
 - If, in either of the above examples, only 80% of the RIR is insulated, the POMI is 80%. Therefore the POPT is 80% of 72%, which is 58%. This does not meet the 67% minimum requirement. The score to be notified should be calculated in accordance with paragraphs 6.41 to 6.48, and the notification should include the exact POPT.
 - Were both the flat roof and RIR to be insulated, these should be claimed as separate measures. The average treatable area approach would still apply: assuming all of the RIR is insulated, the published score for this measure can be notified without modification.

Heating measure POPT principles

6.72. For heating measures, POPT is 100% when the entire property is heated by the new heating measure. If the heating measure does not heat the entire property, the POPT will be less than 100% as only a proportion of the property has been treated. As with

other measure types, the published score would only be adjusted and the exact POPT notified if the 67% minimum requirement is not met.

- 6.73. The percentage should be determined in terms of the floor area across all floors of the entire property. We expect the property to be adequately heated in line with the relevant standards following the installation of a heating measure.
- 6.74. Multiple main heating systems heating different areas of the property should be considered in the calculation of POPT¹³⁷. 'Secondary heating' of a room which is already heated by a main heating system (eg a gas fireplace in a room primarily heated by radiators connected to a gas boiler) should not be considered.
- 6.75. Where multiple main heating systems heat the same area of a property, the system which can achieve the cheapest running costs when functioning should be considered the pre-main heating source for the property ie the heat source which gives the lowest score for the relevant measure should be selected. If suppliers are uncertain which system has the cheapest running costs, they should contact us.
- 6.76. Where a heating system is being replaced in a property with multiple main heating systems, the POPT should be calculated by identifying the proportion of the floor area of the property that is being heated by the new system.
- 6.77. If the measure supplies radiator(s) or heater(s) for a room, the measure can be counted as heating the entire room.
- 6.78. Percentage of property treated is not a consideration for heating controls. Suppliers can claim 100% of the score by bringing the property up to standard. A full set of heating controls should include (as a minimum) a timer, a room thermostat and thermostatic radiator valves (TRVs) on all radiators outside of the room that contains the thermostat. Alternatively the requirement can be met with a timer and individual networked radiator controls in each room.

Examples of calculating POMI and POPT for installation of heating measures

- A mains gas boiler is replaced where 60% of the dwelling is heated by mains gas and 40% is heated by electric storage heaters (ESHs). In this example POMI is 100% and POPT is 60%. This does not meet the 67% minimum requirement. The score to be notified should be calculated in accordance with paragraphs 6.43-6.48, and the notification should include the exact POPT.
- In the above example, if all ESHs are replaced, POMI is 100% and POPT is 40%. This does not meet the 67% minimum requirement. The score to be notified should be calculated in accordance with paragraphs 6.41 to 6.48, and the notification should include the exact POPT.
- Further ESH examples are provided in paragraphs 6.116 and 6.117.

- 6.79. The deemed scores for boiler measures (including heat pumps) assume that they provide 80% space heating and 20% water heating. In some cases a boiler measure may be

¹³⁷ For information on identifying the main space heating system see paragraphs 4.72-4.75.

installed that is capable of heating the hot water but only provides space heating. In such cases POPT must be reduced by 20%. This would only impact the score to be notified if it reduced POPT below the 67% minimum requirement.

- 6.80. Where a boiler measure is installed and there are multiple existing heating systems that provide a combination of space and water heating, the supplier should contact us prior to notification to determine the correct POPT.

Measure specific guidance

Solid wall insulation (SWI)

- 6.81. Due to the substantial differences in the thermal conductivity of different solid walls and differences in solid wall insulation installations there are more deemed score options for solid wall insulation than for other ECO measures. The SWI variants are expressed in terms of U-value change (for example a change in U-value from 2.0 to 0.3 or from 1.7 to 0.55). All of the variants are listed in Table 17. The assumed starting wall U-values are shown in the left hand column and the assumed finishing U-values are shown in the columns on the right.
- 6.82. Table 18 specifies the starting U value that should be selected based on wall type and age. Table 19 shows the thickness of insulation necessary for each finishing U-value to be met.

Table 17: SWI U-Value variants for deemed scores

Starting wall U-value (W/m ²)	Finishing wall U-value (W/m ²)				
2.0	0.6	0.35	0.3	0.25	0.18
1.7	0.55	0.32	0.3	0.23	0.18
1.0	0.45	0.3	0.28	0.21	0.17
0.6	0.35	0.3	0.24	0.18	0.15
0.45	0.3	0.21	0.17	0.14	

- 6.83. To select the correct SWI score the starting wall U-value should be determined, using the wall type and approximate age of the property in conjunction with the country.
- 6.84. The correct wall type can be identified in line with paragraph 6.32.

Table 18: Starting U values of various wall constructions by age and location

Wall Type	England and Wales		Scotland	
	Age	Starting U-Value	Age	Starting U-value
Solid brick	Before 1976	1.7	Before 1976	1.7
	1976 - 1982	1	1976 - 1983	1
	1983 - 1995	0.6	1984 - 1991	0.6
	From 1996	0.45	From 1992	0.45
Cavity as built	Before 1976	1.7	Before 1976	1.7
	1976 - 1982	1	1976 - 1983	1
	1983 - 1995	0.6	1984 - 1991	0.6
	From 1996	0.45	From 1992	0.45
System build	Before 1967	2.0	Before 1965	2.0
	1967 - 1975	1.7	1965 - 1975	1.7
	1976 - 1982	1	1976 - 1983	1
	1983 - 1995	0.6	1984 - 1991	0.6
	From 1996	0.45	From 1992	0.45
Stone	Before 1976	1.7	Before 1976	1.7
	1976 - 1982	1	1976 - 1983	1
	1983 - 1995	0.6	1984 - 1991	0.6
	From 1996	0.45	From 1992	0.45
Cob	Before 1996	0.6	Before 1999	0.6
	From 1996	0.45	From 1999	0.45
Timber frame	Before 1949	2.0	Before 1949	2.0
	1950 - 1966	1	1950 - 1964	1
	1967 - 1975	0.6	1965 - 1975	0.6
	From 1976	0.45	From 1976	0.45
Filled cavity	Before 1976	0.6	Before 1976	0.6
	From 1976	0.45	From 1976	0.45

- 6.85. The finishing wall U-value should be determined using the thickness of solid wall insulation installed. Each SWI score in the Deemed Scores Matrix assumes a certain thickness of mineral fibre insulation. However, the thickness required to achieve a specified level of thermal improvement will vary depending on the insulation material used.
- 6.86. Table 19 below outlines the thickness of insulation required to claim the SWI deemed score for different materials. Values have been generated using typical thermal conductivities for each material and rounded up to the nearest 10mm in thickness.
- 6.87. The intention of Table 19 is to show that higher performing materials may not require the same depth of insulation as those outlined in the Deemed Scores Matrix. As such it is not intended to be a definitive guide and the list of materials in this table is non-exhaustive. However, this information should remove the need for bespoke U-value calculations in the majority of cases.

Table 19: Minimum insulation thickness required to achieve each U-value change (and associated deemed score)

Deemed Score (U-value change)	Minimum thickness (mm) required to achieve U-value change					
	Mineral Fibre	EPS 70, 100, 150	EPS 200	Graphite Enhanced EPS	PIR	Phenolic
2 -> 0.6	60	50	40	40	40	30
2 -> 0.35	110	90	90	80	70	50
2 -> 0.3	130	110	100	90	80	60
2 -> 0.25	160	140	120	110	100	80
2 -> 0.18	230	200	180	160	140	110
1.7 -> 0.55	60	50	50	40	40	30
1.7 -> 0.32	120	100	90	80	70	60
1.7 -> 0.3	130	110	100	90	80	60
1.7 -> 0.23	170	150	130	120	100	80
1.7 -> 0.18	220	190	170	150	130	110
1.0 -> 0.45	60	50	50	40	40	30
1.0 -> 0.3	110	90	80	70	70	50
1.0 -> 0.28	120	100	90	80	70	60
1.0 -> 0.21	170	150	130	120	100	80
1.0 -> 0.17	220	190	170	150	130	110
0.6 -> 0.35	60	50	50	40	40	30
0.6 -> 0.3	80	70	60	50	50	40
0.6 -> 0.24	110	100	90	80	70	60
0.6 -> 0.18	180	150	140	120	110	90
0.6 -> 0.15	220	190	170	150	130	110
0.45 -> 0.3	50	50	40	40	30	30
0.45 -> 0.21	120	100	90	80	70	60
0.45 -> 0.17	170	140	130	110	100	80
0.45 -> 0.14	220	190	170	150	130	110

6.88. The minimum thickness values in Table 19 relate to the insulation product alone. We are aware that the entire insulation system is likely to require additional elements, such as render finish and so the final thickness of the system may be greater than the associated value in the table.

6.89. In certain situations, suppliers may wish to calculate the U-value of the wall following the installation (rather than using the insulation thickness) to select the appropriate deemed score. Where the post-installation U-value is different to the U-values in the Deemed Scores Matrix, the score can be selected based on the nearest U-value achieved by the installation. To select the correct score the finishing U-value should always be rounded up. For example, where the starting U-value is 1.7 and the finishing

U-value is 0.5 the value for a U-value change of 1.7 to 0.55 should be selected. Suppliers should contact us prior to using this approach.

Cavity wall insulation (CWI)

- 6.90. There are currently four types of CWI measures, as shown in Table 20. From 1 April 2019, the first three can only be claimed for CWI measures installed to uninsulated cavities. Where CWI is installed to the remaining air gap in a partially filled cavity, the fourth measure type must be used.
- 6.91. Where CWI is installed to an uninsulated cavity, the correct measure type must be selected based on the thermal conductivity of the CWI product. This information should be available on the product’s test certificate. Suppliers should carry out the selection using Table 20.

Table 20: Thermal conductivity for CWI

Cavity Wall Insulation – All values given in units of W/mK		
Existing insulation	Measure type	Associated range of thermal conductivity for products
Uninsulated cavity	CWI_0.040	0.045 - 0.035
	CWI_0.033	0.034 - 0.029
	CWI_0.027	≤ 0.028
Cavity with partial-fill insulation	CWI_partial_fill	All

Party cavity wall insulation (PCWI)

- 6.92. A party wall measure can be claimed for each property adjacent to any walls that are treated, as long as all other eligibility criteria are met for all premises. The installer must obtain the necessary consent from all properties adjacent to the wall before the measure is carried out.
- 6.93. As with all measures, 100% of the measure should be installed unless there are reasonable grounds for not doing so. When claiming for multiple adjacent party wall measures, suppliers should ensure that all the party walls in each property are treated, unless there are reasonable grounds for not doing so. For clarity, if consent cannot be obtained this would be reasonable grounds for not completing 100% of the measure.
- 6.94. If all the party walls in a property are treated this counts as both 100% for percentage of measure installed as well as 100% of property treated. As with other measures, if POPT is 67% or more then the published deemed score can be notified without modification.
- 6.95. The below examples of PCWI installations show how the percentage of measure installed changes depending on the number of party walls which have been insulated. This determination impacts the scoring of the measure. If suppliers are unsure as to how much of the score to claim they should contact us prior to notification of the measure.

Figure 9: Examples of calculating the percentage of property treated for ECO PCWI measures


Key:

= Property with PCWI installed
 = Property that does not have PCWI installed
 = Insulated Party Wall
 = Not Insulated Party Wall

% = The percentages represent the POMI and (unrounded) POPT that would be claimed for each property

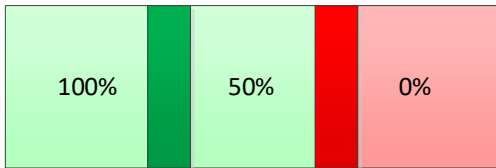
Where the coloured blocks meet the grey background these represent external walls

Example 1:



If there is a property either side of the party wall, then a PCWI measure can be claimed for each property.

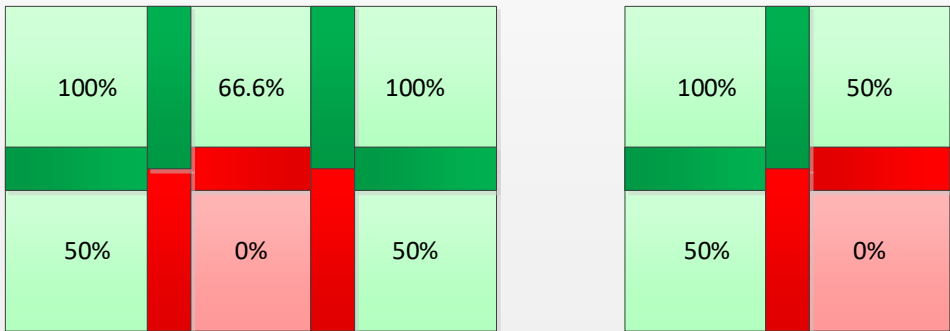
Example 2:



For multiple connected properties, if one property does not have party wall insulation installed, the surrounding properties can still claim a part of a PCWI measure.

POMI and POPT are the same value for the different properties in these three scenarios.

For ease, all party wall areas shown here are assumed to be equal

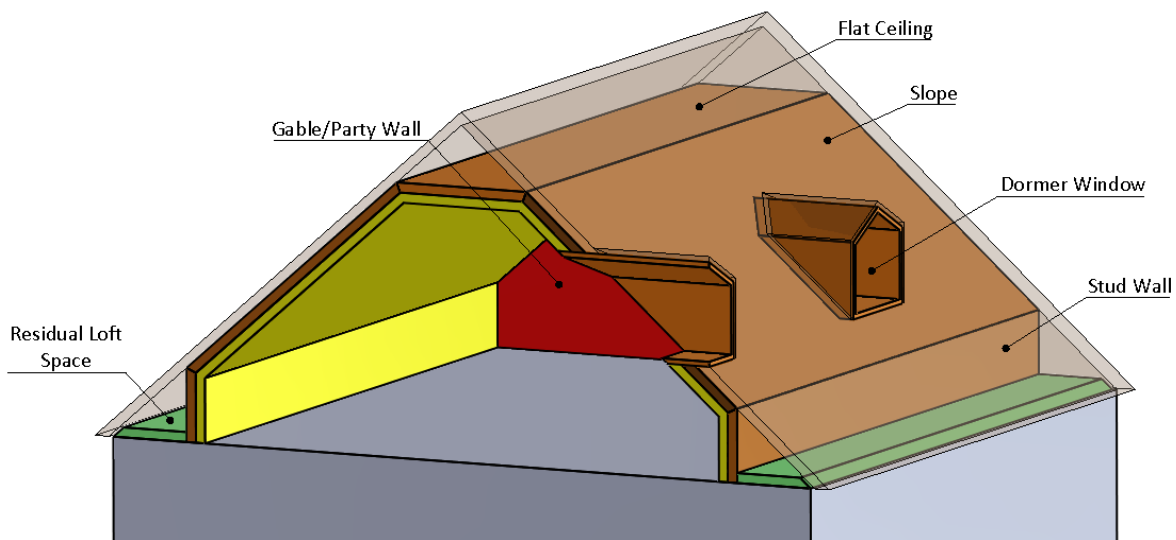


6.96. Note that the POPT of 66.6% which occurs in example 2 would be rounded to 67% and therefore meets the minimum requirement. When notifying the measure for this property, the score should be adjusted using the process in paragraphs 6.41 to 6.48.

Room-in-Roof insulation (RIRI)

- 6.97. The RdSAP convention on 'Roof room/Attics' should be used to determine whether an area is a room-in-roof or a separate storey.¹³⁸ This states that for a room-in-roof to be classed as such and not as a separate storey, the height of the common wall must be less than 1.8m for at least 50% of the common wall (excluding gable ends and party walls).
- 6.98. Where a flat is entirely contained within a room-in-roof, a RIRI measure can be claimed for insulating the relevant elements.
- 6.99. 100% of a RIRI measure includes, where present, the stud wall, sloping ceiling, flat ceiling, dormer windows, party walls and gable walls. As with all measures, they must be PAS compliant and 100% of the measure must be installed unless there are reasonable grounds for not doing so. Where POPT is 67% or more, then the published deemed score can be notified without modification. If it is less than 67%, the score to be notified should be calculated in accordance with paragraphs 6.41 to 6.48.
- 6.100. The party wall always counts towards the POMI and POPT. However, where it is a solid wall adjacent to a heated space, this would be accepted as reasonable grounds for not completing 100% of the measure (ie it could be left uninsulated, but the POMI and POPT would need to be reduced accordingly).
- 6.101. Room-in-roof insulation has two measure variants relating to residual loft space: residual area insulated and residual area uninsulated. The residual area is defined as the loft area in the same continuous air space as the room-in-roof. In Figure 10, it is the area highlighted green, behind the stud walls.
- 6.102. For clarity, insulation of the residual loft area should be completed to the same building regulations standards as a typical loft insulation measure.
- 6.103. Any pipework in the residual area should always be insulated where appropriate and this will be checked during a technical monitoring inspection.

¹³⁸ See topic 2.06 in <https://www.bre.co.uk/filelibrary/SAP/2012/RdSAP-Conventions.pdf>

Figure 10: Areas in a room-in-roof

Boilers and heating controls

6.104. There should always be a full set of functioning heating controls in the property following a boiler installation. The requirement for heating controls is that they should include (as a minimum) a timer, a room thermostat and thermostatic radiator valves (TRVs) on all radiators outside of the room that contains the thermostat. Alternatively the requirement can be met with a timer and individual networked radiator controls in each room.

6.105. In some cases it may not be necessary for a TRV to be fitted to a heated towel rail in a bathroom. A suitably qualified operative should determine this on a case by case basis. In such cases, a full set of heating controls can still be claimed subject to all other relevant standards being met.

6.106. All boiler measures (excluding FTCH) have two different scores based on whether heating controls are installed. One is to be claimed where, prior to installation, a full set of heating controls which meet the minimum requirement are already present and functioning ('preHCs'). The other is to be claimed where a full set of controls are not present or functioning ('noPreHCs'). In the latter case, heating controls must be completed to at least the minimum requirements. The appropriate scores from Table 21 can be claimed alongside the relevant boiler score. For example, when the boiler measure is scored using the 'noPreHCs', a heating control measure can be claimed. Heating control measures can also be claimed when carried out as part of a FTCH installation.

6.107. Where no boiler measure is being carried out but heating controls are completed or improved, the appropriate scores from Table 21 may be claimed.

Table 21: Selection of correct heating controls scores

Pre-installation heating controls	Post-installation heating controls	Score(s) to be claimed
Incomplete/none	Full standard heating controls	Heating controls score
Incomplete/none	Smart thermostat with full TRVs	Smart thermostat no pre P&RT + TRV scores
Full standard heating controls	Smart thermostat with full TRVs	Smart thermostat pre P&RT score
No programmer or room thermostat, incomplete/no TRVs	Smart thermostat with incomplete/no TRVs	Smart thermostat no pre P&RT score
Programmer & room thermostat, incomplete/no TRVs	Smart thermostat with incomplete/no TRVs	Smart thermostat pre P&RT score
Smart thermostat, incomplete/no TRVs	Smart thermostat with full TRVs	TRV score

6.108. Note that in Table 21, the rows in **bold** cannot be claimed alongside a boiler measure or first time central heating, as the property would not be left with a full set of heating controls. They can only be claimed where no boiler measure is taking place.

6.109. The installation of a smart thermostat can be an eligible measure under ECO3 where the smart thermostat meets the criteria set out in the Boiler Plus Standard.¹³⁹ That is, it must incorporate automation and optimisation:

- *Automation* means a control function which automatically adjusts time and temperature settings based on occupancy detection and/or stored data from user adjustments over time.
- *Optimisation* means a control function which starts the boiler operation at the optimum time to achieve the setpoint temperature at the start of the occupancy period.

6.110. To be considered a smart thermostat for the purposes of ECO3, installed products must also offer some form of wider *connectivity*, such that consumers can remotely control their home temperature via a tablet, smartphone or desktop for greater control over the central heating system. Whilst there is no one definition of smart technology, the deemed score for this measure is based on field trials of smart thermostats which have this feature.

6.111. The three sets of deemed scores associated with this application are outlined in Table 22.

139

https://assets.publishing.service.gov.uk/government/uploads/system/uploads/attachment_data/file/651853/Boiler_Plus_final_policy_and_consultation_response.pdf

Table 22: Outline of the deemed scores for smart thermostats

Measure description	Measure type for notification
Smart thermostat (pre-existing programmer and room Thermostat)	Smarttherm_[walltype]_preP&RT
Smart thermostat (no pre-existing programmer or room thermostat)	Smarttherm_[walltype]_nopreP&RT
TRV	TRV_[walltype]_smarttherm

6.112. Two are smart thermostat scores covering different installation scenarios: the first should be claimed where a smart thermostat is installed in a property which, prior to installation, has a standard programmer and room thermostat. The second should be claimed if the property does not currently have a programmer or room thermostat.

6.113. The TRV (smart thermostat) score can only be claimed when fitting TRVs alongside a smart thermostat installation or when installing TRVs in a property with a pre-existing smart thermostat, such that the property is left with a full set of heating controls.

6.114. The standard heating controls score remains valid, but can no longer be claimed where a property has or is receiving a smart thermostat.

Electric Storage Heaters (ESH)

6.115. An electric storage heater (ESH) measure can only have 100% POPT if all electric storage heaters in the property are repaired, replaced or removed as relevant, and the entire property is adequately heated. ESHs may not always need to be replaced on a one-for-one basis, or on a one per room basis. The number, size and placement of the electric storage heaters should be selected based on the heating requirements of the specific property. This may mean installing more or fewer electric storage heaters than were previously present, to adequately heat the entire property. A suitably qualified operative should use the appropriate industry and manufacturer guidelines to determine if the installation will adequately heat the entire property.

6.116. Where only some of the ESH in a property are eligible for replacement, or where all are being replaced but for different reasons, POPT must be reduced accordingly. In a scenario where 3 out of 5 ESHs (all of which adequately heat an equal area of the property) are broken down and not economically repairable, and the other two are inefficient, the POPT for the broken ESH replacement would be 60% and the POPT for the inefficient ESH upgrade would be 40%. In neither case is the 67% minimum requirement met, and the scores to be notified should be calculated in accordance with paragraphs 6.41 to 6.48. Note that it would not be necessary for 5 new ESHs to be installed – it could be a different number, provided that the entire property is adequately heated.

6.117. In a second example, one efficient ESH heats 40% of the area of a property, two inefficient ESHs heat a further 50% between them, and the remaining 10% is not adequately heated. Two ESHs are installed to upgrade the inefficient ESH, and are sized and positioned to ensure that all parts of the property are adequately heated. The proportion of the property which is heated by the efficient ESH should be removed from the POPT, resulting in a POPT for the measure of 60%.

6.118. There are two categories of electric storage heaters (ESH) which may be installed under ECO3: fan storage, and high heat retention. There are specific deemed scores for each. Where there is uncertainty as to which category a certain ESH falls into then the manufacturer should be contacted to ensure that the correct score is claimed.

6.119. 'Fan storage' electric storage heaters, also known as fan-assisted storage heaters, contain a fan-assisted heat emitter. This enables greater control over the release of the heat stored. This category also includes 'integrated storage+directing-acting' heaters; SAP codes: 404, 407, 408.

6.120. 'High heat retention' electric storage heaters deliver the highest savings. To claim this score, suppliers should ensure that the heater meets the current SAP definition; SAP code: 409.

Solar photovoltaics (Solar PV)

6.121. Many variables can have an effect on the efficiency of the solar PV measure, such as the kilowatts peak (kWp) of the system installed. For this reason, Percentage of Property Treated (POPT) for solar PV measures should be calculated using the following methodology, rather than the average treatable area approach used for other measures.

6.122. Solar PV is an eligible measure in properties where the primary heating source is electric. The current deemed scores developed for solar PV are based on the following assumptions;

- The installed capacity is 2.5kWp;
- The solar panels are installed in a south facing orientation with an inclination of 30°, and
- There is modest over-shading

6.123. These factors will vary by installation and they can have a material impact on the saving achieved by the measure. In this methodology, the first two factors are used to adjust the POPT for solar PV measures, such that the score for a given installation better reflects the saving.

Installed capacity

6.124. The current deemed score is based on an installed capacity of 2.5 kWp. If an installation is greater or less than 2.5 kWp, the POPT should be adjusted on a pro-rata basis up to a maximum of 10 kWp. For example, where an installation has an installed capacity of 5 kWp, POPT should be increased to 200% to reflect that the installation has an installed capacity which is 200% of what the deemed score assumes.

Orientation and inclination

6.125. The current deemed score is based on solar panels in a south-facing orientation with an inclination of 30°. If installed outside of these parameters, the power generated by the installation could be significantly different to that assumed in the deemed score. To recognise this, the POPT should be adjusted based on an orientation and inclination factor (OI factor). The OI factor represents the expected energy yield when considering the orientation and inclination values of a particular installation.

6.126. Suppliers should select the appropriate OI factor based on the orientation and inclination of a specific installation using Table 23. The orientation of a system should be selected on the horizontal axis and the inclination on the vertical axis. Where these points meet will identify the correct band. The key should then be used to identify the OI factor for that band.

Table 23: OI Factors for solar PV installation of different orientation and inclination

		Orientation																									
		North		North West			West			South West			South			South East			East		North East		North				
		-185°	-165°	-150°	-135°	-120°	-105°	-90°	-75°	-60°	-45°	-30°	-15°	0°	15°	30°	45°	60°	75°	90°	105°	120°	135°	150°	165°	180°	
Inclination	90°	Red	Red	Red	Red	Red	Orange	Orange	Orange	Orange	Yellow	Yellow	Yellow	Yellow	Yellow	Yellow	Yellow	Yellow	Yellow	Yellow	Yellow	Yellow	Yellow	Yellow	Yellow	Yellow	Yellow
	80°	Red	Red	Red	Red	Orange	Orange	Orange	Orange	Yellow	Yellow	Yellow	Yellow	Yellow	Yellow	Yellow	Yellow	Yellow	Yellow	Yellow	Yellow	Yellow	Yellow	Yellow	Yellow	Yellow	Yellow
	70°	Red	Red	Red	Orange	Orange	Orange	Orange	Yellow	Yellow	Yellow	Yellow	Yellow	Yellow	Yellow	Yellow	Yellow	Yellow	Yellow	Yellow	Yellow	Yellow	Yellow	Yellow	Yellow	Yellow	Yellow
	60°	Red	Red	Orange	Orange	Orange	Orange	Yellow	Yellow	Yellow	Yellow	Yellow	Yellow	Yellow	Yellow	Yellow	Yellow	Yellow	Yellow	Yellow	Yellow	Yellow	Yellow	Yellow	Yellow	Yellow	Yellow
	50	Orange	Orange	Orange	Orange	Orange	Orange	Yellow	Yellow	Yellow	Yellow	Yellow	Yellow	Yellow	Yellow	Yellow	Yellow	Yellow	Yellow	Yellow	Yellow	Yellow	Yellow	Yellow	Yellow	Yellow	Yellow
	45	Orange	Orange	Orange	Orange	Orange	Orange	Yellow	Yellow	Yellow	Yellow	Yellow	Yellow	Yellow	Yellow	Yellow	Yellow	Yellow	Yellow	Yellow	Yellow	Yellow	Yellow	Yellow	Yellow	Yellow	Yellow
	40	Orange	Orange	Orange	Orange	Orange	Orange	Yellow	Yellow	Yellow	Yellow	Yellow	Yellow	Yellow	Yellow	Yellow	Yellow	Yellow	Yellow	Yellow	Yellow	Yellow	Yellow	Yellow	Yellow	Yellow	Yellow
	35	Orange	Orange	Orange	Orange	Orange	Orange	Yellow	Yellow	Yellow	Yellow	Yellow	Yellow	Yellow	Yellow	Yellow	Yellow	Yellow	Yellow	Yellow	Yellow	Yellow	Yellow	Yellow	Yellow	Yellow	Yellow
	30	Orange	Orange	Orange	Orange	Orange	Orange	Yellow	Yellow	Yellow	Yellow	Yellow	Yellow	Yellow	Yellow	Yellow	Yellow	Yellow	Yellow	Yellow	Yellow	Yellow	Yellow	Yellow	Yellow	Yellow	Yellow
	20	Orange	Orange	Orange	Orange	Orange	Orange	Yellow	Yellow	Yellow	Yellow	Yellow	Yellow	Yellow	Yellow	Yellow	Yellow	Yellow	Yellow	Yellow	Yellow	Yellow	Yellow	Yellow	Yellow	Yellow	Yellow
	10	Orange	Orange	Orange	Orange	Orange	Orange	Yellow	Yellow	Yellow	Yellow	Yellow	Yellow	Yellow	Yellow	Yellow	Yellow	Yellow	Yellow	Yellow	Yellow	Yellow	Yellow	Yellow	Yellow	Yellow	Yellow
0	Orange	Orange	Orange	Orange	Orange	Orange	Yellow	Yellow	Yellow	Yellow	Yellow	Yellow	Yellow	Yellow	Yellow	Yellow	Yellow	Yellow	Yellow	Yellow	Yellow	Yellow	Yellow	Yellow	Yellow	Yellow	

Key:	
Band colour	OI factor (%)
Red	35
Orange	55
Yellow	74
Light Green	86
Green	93
Blue	100

POPT Calculation Methodology for Solar PV

6.127. POPT for Solar PV is calculated using the formula below:

$$\text{Solar PV POPT} = \text{Installed Capacity} / 2.5 \text{ (kWp)} \times \text{OI Factor (\%)}$$

Where:

- *Installed capacity* is the capacity of the system installed in kWp.
- *OI Factor* is the average % energy yield or power generation as determined using Table 23.

As the average treatable area approach does not apply, the score to be notified is calculated simply by multiplying the published score by POPT.

Worked examples of Solar PV methodology

Example 1: A 4 kWp solar PV installation with an inclination of 20° and orientation of 35° south-east. Table 23 provides an OI factor of 93%.

$$\text{Solar PV POPT} = 4 \text{ (kWp)} / 2.5 \text{ (kWp)} \times 93 = 148.8$$

POPT is rounded to the nearest whole number giving a POPT of 149%.

Example 2: A 2 kWp solar PV installation with an inclination of 35° and an orientation of 60° south-east. Table 23 provides an OI factor of 86%.

$$\text{Solar PV POPT} = 2 \text{ (kWp)} / 2.5 \text{ (kWp)} \times 86 = 68.8$$

POPT is rounded to the nearest whole number giving a POPT of 69%. The average treatable area approach does not apply to solar PV, so the published deemed score should be multiplied by 0.69 for notification.

Example 3: A 3 kWp solar PV installation with an inclination of 35° and an orientation of -15° south/south-west. Table 23 provides an OI factor of 100%.

$$\text{Solar PV POPT} = 3 \text{ (kWp)} / 2.5 \text{ (kWp)} \times 100 = 120$$

POPT is rounded to the nearest whole number giving a POPT of 120%

Extensions

6.128. ECO measures cannot be delivered to unfinished extensions. If a measure is installed to a property that has an unfinished extension then the measure can only be claimed for the existing part of the property. The percentage of property treated must be reduced accordingly.

6.129. As an example, where flat roof insulation is installed to a property with a flat roof, but 20% of the roof area is part of an unfinished extension, the percentage of property treated must be reduced by 20%. This would only affect the score if POPT is reduced below the 67% minimum requirement.

Delivery of multiple measures to a single property

6.130. For the majority of measures scored using the Deemed Scores Matrix, measures always have the same score regardless of the order in which measures are installed.

6.131. However, some heating measure installations may result in a change to the main heating source of the property. The variables selected for calculating savings should always account for the likely performance of the measure. Therefore where the main heating source is changed and one or more insulation measures are also installed as part of a single project, the score for the insulation measure(s) should reflect the new heating source.

6.132. As an example, during a single project where loft insulation is installed and an existing oil boiler is replaced with a gas boiler, the gas boiler score should reflect that it is replacing an oil boiler. However the loft insulation score should reflect that it is being installed in to a property with a gas boiler, as this is the new heating source which will be present during the lifetime of the loft insulation. This example applies regardless of the order in which the measures were installed. If one of the measures does not take place, then the notified measure would have to be updated to reflect the change of circumstances.

7. Notification of completed measures

- 7.1. For a supplier to achieve its obligations, once a measure is installed it must be notified to us by that supplier.¹⁴⁰ We use the information provided at notification to determine whether or not we will approve a measure. This chapter explains the following:
- a) when measures must be notified to us
 - b) how measures should be notified
 - c) what information must be notified for each measure
 - d) what happens when a successful notification contains errors
 - e) our approach to late measures, and
 - f) information processing.

When a supplier must notify us of completed measures

- 7.2. Suppliers must notify us of measures completed before 3 December 2018, 'early actions', by 28 February 2019.^{141,142}
- 7.3. Suppliers must notify us of measures completed on or after 3 December 2018 by the end of the month following the month in which installation of a measure was completed. For example, if a measure is completed in January 2019, its notification deadline is 28 February 2019.¹⁴³

When is installation of a measure complete?

- 7.4. The installation of a measure is deemed to be complete on the date it can deliver savings at a level expected for that measure. This will normally be the date on which the installer finishes work on the measure.
- 7.5. However, for the purpose of monthly notification we will generally consider the measure to be complete on the date on which it is effectively handed over to the occupant of the premises or, if unoccupied at the time of handover, to the landlord.
- 7.6. For measures installed in accordance with PAS 2030¹⁴⁴, the meaning of handover is defined within that specification.¹⁴⁵ The date of handover must be specified in a Declaration of Conformity and Completed Installation ('DOCC').¹⁴⁶

¹⁴⁰ Article 24(1) of the ECO3 Order.

¹⁴¹ See Chapter 5 of the ECO3 Guidance: Supplier Administration for information on early actions.

¹⁴² Article 25(1)(a)(i) of the ECO3 Order.

¹⁴³ Article 25 of the ECO3 Order.

¹⁴⁴ See paragraphs 2.66 to 2.67 for information on which version of PAS to refer to.

¹⁴⁵ Paragraph 4.12 of PAS 2030:2014 and paragraph 4.2.6 and 5.8.1 of PAS 2030:2017.

¹⁴⁶ Chapter 8 of PAS 2030:2017.

- 7.7. For measures that do not need to be installed in accordance with PAS, or if no Declaration of Conformity is produced, the date of handover will be the date on which:
- a) work on the installation of the measure is finished, and
 - b) any relevant information or documents relating to operating and maintaining the measure are provided to the consumer.
- 7.8. In this case, a declaration of completed installation should be obtained instead.¹⁴⁷ We expect handover to take place within four calendar weeks of the installer finishing work on each measure. However, we understand this may not be feasible where a particular type of measure is installed in multiple premises, where those premises are owned by the same landlord. For example, a block of flats, a row of houses, or where flats and/or houses are on the same estate.
- 7.9. In these circumstances the installer may hand over to the landlord or its agent (rather than to the tenants of the premises) and may do a single handover for all measures installed of that type. Therefore, all the measures of that type can be notified in the same monthly notification because all the measures will have the same handover date. We expect handover to take place within four weeks of the installer finishing work on the last measure.
- 7.10. Suppliers must be able to evidence the date on which a measure was completed. The documentation a supplier must be able to make available on request to do this is explained in Appendix 1.

Notifying a completed measure

- 7.11. Suppliers must use the notification template¹⁴⁸, in accordance with the formatting prescribed in the data dictionary, when notifying us of a completed measure. Installers can familiarise themselves with the format and type of data required in the notification template to ensure they understand what we require of suppliers for notifications to be successful. The data dictionary is a reference tool for completing the notification template.¹⁴⁹
- 7.12. Suppliers must include all the information as listed in the notification template. Suppliers provide this information to us securely through the ECO Register, which is used to notify measures.
- 7.13. If the information in the notification template is incomplete, the measure can still be notified.¹⁵⁰ However, we are unable to process that measure until the information is complete and, in some cases, we may refuse or revoke approval of a measure if the supplier is not able to provide the required information.

¹⁴⁷ The declaration must be signed by the occupant, or if unoccupied, the landlord, to confirm the date on which the installer finished work on the installation of the measure as well as the date the measure was handed over.

¹⁴⁸ See <https://www.ofgem.gov.uk/publications-and-updates/eco3-notification-template>

¹⁴⁹ See <https://www.ofgem.gov.uk/publications-and-updates/eco3-data-dictionary>

¹⁵⁰ As long as suppliers provide all of the core fields outlined in paragraph 7.21 of the ECO3 guidance: Supplier Administration.

- 7.14. We will review each measure that is successfully notified to us and will inform suppliers of our decision to approve or refuse to approve the savings for that measure. We may require a supplier to clarify the information notified, or provide further information for a notification, before we can make a decision regarding the notified measure.
- 7.15. We intend to process notified measures in a reasonable timeframe (usually one month). Suppliers can use the ECO Register to check the status of a measure, including which measures are being processed, which are on hold and which have been approved or had approval refused or revoked. Suppliers will also be able to view and download notification errors. Our ability to process measures will depend on the quality and completeness of the information provided at notification.
- 7.16. Once we are satisfied that the information notified is correct, all relevant fields of the notification template are complete and the eligibility criteria are met, we will approve the measure in the ECO Register.
- 7.17. Where a measure does not meet the relevant eligibility criteria we will refuse to approve or revoke approval of that measure.
- 7.18. It is the responsibility of each supplier to ensure that the information contained in all notifications is true and to manage any third parties involved in the delivery of ECO measures.
- 7.19. Errors in the notification of a completed measure may lead us to refuse or revoke approval of a measure and may lead to enforcement action.
- 7.20. Where the results of any of our checks show that completed measures are not eligible ECO measures, we may refuse or revoke approval of those measures. To demonstrate the eligibility of these measures suppliers may need to collect more data from the supply chain. Suppliers should ensure that they can readily access the relevant data and documents and provide them within a reasonable timeframe. Once suitable evidence of sufficient quality is provided we will process these measures within a reasonable timeframe. Where such evidence is not provided we may refuse or revoke approval of those measures.
- 7.21. Where we revoke or refuse approval of a measure, we will inform the supplier in writing. Our decision notice will provide details, including the measure reference numbers and reason, for our decision.

Notifying late measures

- 7.22. Where a supplier is not going to notify a measure within the notification deadline, there are two routes to resolve the late notification:
- a) for a maximum of 5% of measures, the notification deadline can be automatically extended for up to three months, or
 - b) a supplier can apply for an extension to the notification deadline.¹⁵¹

¹⁵¹ Article 25(4) of the ECO3 Order

Automatic extensions for 5% of measures

- 7.23. Up to 5% of the number of measures installed in a particular calendar month, and notified on time, can be given an automatic extension of three months to the notification deadline (the automatic 5%). The first 5% of late measures notified to us for a particular calendar month without an extension request are given this automatic extension.
- 7.24. Where the number of late measures notified exceeds the 5% threshold, these measures will be flagged and an extension request must be submitted.
- 7.25. Where a supplier exceeds the 5% automatic extension quota in a single notification for any given month (ie where there is no distinction between which measures were notified before or after the 5% threshold) these measures will be flagged to the supplier. The supplier must provide us with an initial indication of which measures they wish to be included in the automatic 5% and which will be subject to an extension request within 15 working days of the measures being returned to them.
- 7.26. Measures submitted as late as part of the 5% quota must be notified with a Purpose_of_Notification of 'Automatic Late Extension'.

Determining if measures fall within a supplier's 5% automatic extension quota

- 7.27. Below is the formula for determining whether measures can be notified within a supplier's automatic extension quota for a given notification period. A late measure falls within a supplier's quota if at the time the measure is notified, the result of the following calculation is less than or equal to 0.05. The calculation uses figures for measures installed in the same month, and is calculated on a group company level.

$$\frac{A - B}{C}$$

Where:

A is the total number of late measures notified

B is the number of measures included in an approved extension request that were notified after the original deadline but within the agreed extended period.

C is the number of measures which were notified by the supplier on time

- 7.28. Where a supplier notifies a late measure that is included in an approved extension request, the measure would not be included in the automatic 5% allowance for that particular month.

Example

- 7.29. Supplier A notifies 3,000 measures with a notification period of October 2019 on time. This would allow Supplier A to notify 150 measures in the following three months (November 2019, December 2019 and January 2020), without needing an extension request.

- 7.30. In November 2019, Supplier A submits 140 measures with a notification period of October 2019. These measures are included in the automatic 5% and processed as normal.
- 7.31. In December 2019, Supplier A submits a further 50 measures with a notification period of October 2019. As these take Supplier A over its automatic extension quota, all 50 of these measures are returned to the supplier.
- 7.32. Supplier A then decides which of these 50 measures it wants to include in the automatic 5% (a maximum of 10) and for which it will submit an extension request. Any subsequent measures notified with a notification deadline of October 2019 will require an extension request.
- 7.33. The 5% calculation is undertaken by the ECO Register on the first day of the month.
- 7.34. Late measures are attributed to the supplier that originally notified the measure, and will continue to form part of that supplier's automatic extension quota. Where a supplier accepts a transfer containing late measures without an extension request, these measures will not be included in the receiving supplier's automatic extension quota for the relevant notification period. Transferring measures does not affect the automatic extension quota for the original supplier that notified the measure.
- 7.35. The 5% automatic extension quota is calculated on a group company level (ie not a licence level).
- 7.36. For measures to be included in a supplier's automatic extension quota they must be notified by the earlier of:
- a) the end of the fourth calendar month after the calendar month the measure was completed, or
 - b) the end of June 2022.

Applications for an extension to the notification deadline

- 7.37. Suppliers can also apply to us for an extension to the notification deadline for a completed measure. The application must be in writing and must explain why the extension is being requested. The reason should be supported by evidence.
- 7.38. Once a supplier becomes aware that it has, or will, fail to notify a measure by the notification deadline it should take all reasonable steps to ensure that the measure is notified as soon as possible. We cannot guarantee that an extension request will be approved.
- 7.39. Suppliers seeking an extension should submit a request using the 'Application for Extension' template.¹⁵² Any relevant supporting evidence, such as emails, screenshots or other correspondence should be sent to us at the same time as the extension request.

¹⁵² Suppliers can obtain this template on request. Suppliers should contact the ECO Team: eco@ofgem.gov.uk.

We will process extension requests within a reasonable timeframe, where sufficient evidence is provided.

- 7.40. We are not obliged to grant an extension to suppliers and we will consider each application on an individual basis. We will grant an extension to the notification deadline if a supplier satisfies us that there is a reasonable excuse for missing the notification deadline. Further information about what is a 'reasonable excuse' is provided below.

Reasons for an extension request

- 7.41. A reasonable excuse is an unexpected or unusual event that:

- a) is either unforeseeable or beyond the supplier's control, and
- b) prevents the supplier from notifying a measure by the notification deadline.

- 7.42. We will judge the actions of a supplier from the perspective of a prudent supplier exercising reasonable foresight and due diligence, and having proper regard for its responsibility under the ECO3 Order.

- 7.43. If a supplier relies on a third party to provide the information needed to notify a completed measure, the supplier is responsible for ensuring that party carries out its task correctly. We expect the supplier to take reasonable care to explain to the third party what it requires them to do and to set deadlines for the task. We expect the supplier to have processes in place for eliminating or mitigating any risk of the third party failing to carry out its task correctly or within the agreed deadlines.

- 7.44. Where similar issues are raised more than once by the supplier as a reason for a delay in measure notification, this may not satisfy our requirements for granting an extension. A supplier is expected to make the necessary updates to its processes to ensure issues are not repeated.

- 7.45. As each extension request is considered on a case-by-case basis, we do not intend to provide an exhaustive list of eligible reasons for extension.

Determining the period of extension

- 7.46. If we are satisfied that an event occurred that gives a supplier reasonable excuse for failing to notify a measure by the notification deadline, we will expect the supplier to take all reasonable steps to submit the notification at the earliest possible time. We will grant an extension to this point in time.

Fair and transparent processing

- 7.47. When fulfilling its ECO3 obligations, a supplier may obtain information about the occupant or landlord of the premises. Some of this information will need to be provided to us either as part of the monthly notification or in the course of our audits. In addition, in the course of the transfer of a qualifying action, one supplier will disclose this information to another supplier.

- 7.48. A supplier should ensure that its processing of this information complies with all applicable data protection laws. A supplier should also ensure that any member of the supply chain acting on its behalf complies with the data protection laws.
- 7.49. In particular, it is the responsibility of a supplier to ensure the person who lives at the premises where the ECO measure is delivered knows how and why their information will be processed, including who the information will be disclosed to and for what purpose. This includes telling them that their data will be shared with us.
- 7.50. In general, the General Data Protection Regulation, requires anyone collecting personal data to give the data subject (ie in the case of ECO the occupant or the landlord) a Privacy Notice.
- 7.51. So that we are able to process the data that suppliers provide, we require suppliers to provide the occupant under ECO3 with the ECO3 Working Group Privacy Notice Document, available on our website.¹⁵³ This is an ECO Reporting Working Group document and not an Ofgem document. Full details of Ofgem’s ECO Privacy Policy can be found on our website.¹⁵⁴
- 7.52. The wording in the Privacy Notice is intended to discharge some of our obligations under the GDPR. It is not intended, and should not be relied on, to discharge suppliers’ obligations for that legislation or other data protection laws. Further guidance on what information Privacy Notices should contain can be found on the Information Commissioner’s Office website.¹⁵⁵

¹⁵³ The ECO3 Privacy Notice is published as an ECO Reporting Working Group Document: <https://www.ofgem.gov.uk/publications-and-updates/eco-reporting-working-group-eco3-standardised-templates>. This is an ECO Reporting Working Group document and not an Ofgem document.

¹⁵⁴ See <https://www.ofgem.gov.uk/publications-and-updates/eco3-privacy-notice>

¹⁵⁵ See <http://ico.org.uk/>

8. Technical monitoring, score monitoring, audit and fraud prevention

- 8.1. We carry out various checks to ensure that the relevant eligibility requirements have been met and that the savings reported by suppliers are accurate. These include monitoring the quality of installation and the accuracy of scores (technical and score monitoring respectively). We also conduct audits of the measures notified to us by suppliers and have a counter fraud team that works to detect, prevent and deter fraudulent activity.
- 8.2. Technical monitoring verifies whether a measure has been installed to the relevant installation standards by a person of appropriate qualification and expertise.
- 8.3. Score monitoring verifies that the installer has selected the correct deemed score based on the characteristics of the property where the measure was installed. Where we refer to *scoring* and *re-scoring* in this chapter it refers to the score for a measure.
- 8.4. Auditing verifies whether the processes and requirements we outline in our guidance documents have been followed. This includes, for example, documentation to prove that a person is a member of the help to heat group.
- 8.5. This chapter outlines the following:
 - a) the monitoring requirement
 - b) the monitoring process
 - c) the monitoring timelines
 - d) how to deal with monitoring fails
 - e) our response to poor performance
 - f) audit requirements, and
 - g) our approach to fraud.

The monitoring requirement

- 8.6. By the end of the first month following a quarter, a supplier must report the results of monitoring conducted on at least 5% of each measure type for both technical and score monitoring.
- 8.7. The 5% monitoring requirement for a quarter is determined with reference to measures that either:
 - a) have a notification deadline within the quarter AND are notified before the end of the quarter, OR
 - b) have a notification deadline in a previous quarter, but were notified in the current quarter (ie 'late measures').
- 8.8. Monitoring must be conducted on the measures described in paragraph 8.7. Where a measure fails monitoring, and as a result the supplier chooses not to notify that measure,

that inspection must be included in the supplier's monitoring report and will still contribute to its monitoring requirement.

- 8.9. A supplier's overall monitoring sample (ie all measures monitored in relation to a quarter) must also be representative of the installers that installed the measures notified by that supplier in a quarter. Generally we will deem the overall monitoring sample representative if it includes at least 3% of the measures installed by each installer, and notified by the relevant supplier, in that quarter. To ensure representativeness, we require that the supplier monitor:
- a) at least 3% of all measures notified by installers who have notified 100 or more measures in the quarter ('large installers'), and
 - b) at least 1 measure of installers who have notified fewer than 100 measures in the quarter ('small installers').
- 8.10. Technical monitoring and score monitoring can, but do not have to, be conducted on the same measure. Both must be conducted through site audits and can be carried out during the same visit by the same agent, provided the agent has appropriate qualifications.
- 8.11. Where several suppliers are members of the same group of companies ('energy group') we will be satisfied that each supplier within the group has met the monitoring requirement if the group as a whole met the monitoring requirement.
- 8.12. The monitoring requirement applies irrespective of how a supplier acquires the measure (eg through a bilateral contract, Brokerage or an in-house installer).
- 8.13. The monitoring requirement does not apply to measure types that do not have monitoring questions. We have published a questionnaire with all the monitoring questions on our website.¹⁵⁶

The monitoring process

Who conducts monitoring?

- 8.14. Monitoring inspections must be conducted by a suitably qualified monitoring agent who is independent from:
- a) the supplier
 - b) the installer
 - c) any party involved in the installation of the measure
 - d) any party involved in the assessment of the measure, and
 - e) any party that has control or ownership of the premises.

¹⁵⁶ See <https://www.ofgem.gov.uk/publications-and-updates/eco3-monitoring> for information on technical monitoring questions.

- 8.15. We will be satisfied that a monitoring agent is independent if he or she is not an employee of any of the parties listed above.¹⁵⁷
- 8.16. We expect suppliers to ensure the independence of a monitoring agent even if that monitoring agent has been contracted by one of their supply chain.
- 8.17. For technical monitoring, the monitoring agent must be suitably qualified. We may audit the due diligence processes a supplier has in place to ensure that its monitoring agents are suitably qualified.
- 8.18. For score monitoring, the agent must either be:
- a) in England and Wales, a qualified Domestic Energy Assessor (DEA), or
 - b) in Scotland, members of Approved Organisations.¹⁵⁸
- 8.19. Where a supplier would like to use an agent with a different/equivalent qualification it should contact us before commissioning this agent to conduct score monitoring.

How is monitoring conducted?

- 8.20. We provide a list of monitoring questions which must be used by the monitoring agent. Suppliers should use the ECO2t question set for Quarter 1 of ECO3 (measures installed in October, November, December 2018) which can be found on our website.¹⁵⁹ From Quarter 2 onwards the ECO3 question set should be used, which can be found on our website.¹⁶⁰
- 8.21. The required technical monitoring rate is split between mid and post-installation inspections, depending on the type of measure being monitored. For measures that require both mid- and post-installation inspections, at least 2% of the relevant measures should be inspected at mid-installation stage and 2% at post-installation stage. We will publish information on which measures require both mid-installation and post-installation inspections on our website.
- 8.22. Score monitoring is only carried out post installation.
- 8.23. Monitoring agents must select a random sample of measures for monitoring by measure type and installer. They must not choose measures that have been recommended to them by the installer or supplier.
- 8.24. Monitoring agents should submit inspection results, including answers to all relevant monitoring questions, directly and unaltered to the supplier.

¹⁵⁷ This may be subject to audit.

¹⁵⁸ Approved Organisations are those that have entered into protocols with Scottish Government to deliver Energy Performance Certificates. See <http://www.gov.scot/Topics/Built-Environment/Building/Building-standards/enerperfor/epcorgprg> for a list of approved organisations

¹⁵⁹ See <https://www.ofgem.gov.uk/publications-and-updates/eco2t-monitoring>

¹⁶⁰ See <https://www.ofgem.gov.uk/publications-and-updates/eco3-monitoring>

The monitoring reports

- 8.25. Suppliers should collate the inspection results submitted by monitoring agents in the technical and score monitoring templates we provide.
- 8.26. Once completed, the templates, known as 'monitoring reports', will contain the required information on the monitoring carried out on the measures notified in the previous quarter. This information should include details of any fails from that quarter that have been overturned, remediated or re-scored (discussed in *Monitoring fails* below).
- 8.27. Monitoring reports must be submitted to us by the end of the first month following the end of the quarter in which the measures monitored were notified (the 'submission deadline').

Monitoring timelines

- 8.28. This section illustrates the timelines suppliers should keep to when conducting technical and score monitoring.

Example

- 8.29. The second quarter of monitoring for ECO3 measures relates to measures:
- a) that have a notification deadline¹⁶¹ in February 2019, March 2019 or April 2019 AND were notified at any time on or before 30 April 2019, OR
 - b) with a notification deadline in a previous quarter AND were notified in February 2019, March 2019 or April 2019
- 8.30. A measure installed on 14 January 2019 would have a notification deadline of 28 February 2019. This measure is counted as part of the second quarter's monitoring requirement regardless of whether the measure is notified in January or in February. Post-installation monitoring of this measure can take place at any time between the installation date and the report submission deadline, ie 31 May 2019.

Monitoring fails

- 8.31. If a measure fails monitoring, this suggests that the measure has not been installed in accordance with the relevant standards of installation for that measure (technical monitoring fail) or that the deemed score is incorrect (score monitoring fail). This will mean that we are unable to attribute savings unless the supplier is able to demonstrate that the measure is generating savings and/or that it has been scored correctly.
- 8.32. We expect measures to be remediated or re-scored within three months of the last day of the month in which the failure was identified by the monitoring agent.

¹⁶¹ The notification deadline is the date by which the supplier must notify the completed measure, ie the end of the calendar month after the month in which installation of the measure was completed.

- 8.33. If a measure is not remediated or re-scored, and in the case of technical monitoring re-inspected, within six months of the last day of the month in which the failure was identified by a monitoring agent, we will revoke an earlier decision to attribute savings to the measure or refuse to attribute savings to the measure.

Remediating technical monitoring fails

- 8.34. To avoid losing the savings for a measure, a supplier must ensure that remedial works are carried out to address the areas where that measure failed technical monitoring. A supplier should re-inspect the installation after remedial work is completed and confirm to us that the remedial work is complete and that the measure now meets the relevant standards of installation.
- 8.35. Re-inspections must be carried out by suitably qualified monitoring agents.¹⁶² The re-inspection should establish that the fail that caused the measure to fail technical monitoring has been remediated and that the measure has now passed technical monitoring.
- 8.36. Monitoring agents should submit the results of re-inspection, detailing that remediation work has successfully addressed the fail, directly and unaltered to the supplier.
- 8.37. If a measure fails re-inspection, a supplier may continue to attempt remedial works until the measure is successfully remediated as long as this is within the timelines outlined in paragraph 8.33.
- 8.38. Re-inspections are in addition to the normal technical monitoring process and do not contribute to a supplier's monitoring requirement.
- 8.39. We expect a supplier to make reasonable efforts to contact the occupant in order to conduct remedial work or re-inspection. If this is not completed within six months then we will revoke or refuse savings for a measure (see paragraph 8.33). However, in some instances a supplier may be unable to access premises ('non-access').
- 8.40. If non-access (supported by sufficient evidence) prevents a supplier from remediating a fail, and the measure fails to meet a standard of installation in a way that affects the ability of the measure to generate savings, it will not be eligible and we will refuse or revoke approval for that measure.
- 8.41. Where non-access (supported by sufficient evidence) prevents a supplier from re-inspecting a measure, that measure will be awarded the score as notified to Ofgem, assuming the measure is eligible in all other respects.
- 8.42. More details of how a supplier can evidence instances of non-access and our response to these instances can be found in our 'ECO2t Supplementary guidance for monitoring' document. This will be updated for ECO3.¹⁶³

¹⁶² Re-inspections can be carried out by the same monitoring agent that conducted the original monitoring inspection.

¹⁶³ This will be published on our ECO publications page: <https://www.ofgem.gov.uk/environmental-programmes/eco/contacts-references-and-resources/eco-publications-library>.

Re-scoring score monitoring fails

- 8.43. Where a potential error in the inputs used to determine the deemed score of a measure is identified through score monitoring, a supplier must correct and/or verify the score to avoid losing savings for that measure. A supplier may do this by:
- a) using evidence provided by the score monitoring agent
 - b) using additional documentary evidence provided by the original assessor, and/or
 - c) conducting an additional inspection of the premises to establish the correct inputs (using a score monitoring agent).
- 8.44. A supplier may re-determine the score of the measure in-house or by a third party. The supplier must be satisfied that the score it re-submits is correct.

Challenging a monitoring fail

- 8.45. A supplier may challenge the outcome of a monitoring inspection with the monitoring agent. If the monitoring agent accepts that a measure should not have failed, this will be deemed an 'overturn'. A supplier should retain written evidence from the monitoring agent detailing why the result of an inspection has been overturned. We may require such evidence at audit.
- 8.46. Overturned monitoring fails will no longer be considered a fail and, therefore, do not require remediation or re-scoring.
- 8.47. At the end of each month we will issue suppliers with an 'unresolved fails report' that lists all failed measures that have not yet been successfully remediated or re-scored. Suppliers should use the unresolved fails report to update us on failed measures that have successfully been remediated, re-inspected or re-scored, and indicate where a fail has been overturned.
- 8.48. A supplier should return the updated failed measures report to us on a monthly basis alongside its other monitoring submissions for that month. See our 'ECO2t Supplementary guidance for monitoring' document for more information.
- 8.49. Any failed inspection that has been successfully overturned prior to the inspection being notified to Ofgem, can be submitted as a pass in the first instance.

Our response to poor performance

- 8.50. The following section outlines our response to poor performance. All of the following requirements apply on a supplier basis. Each installer will be considered separately in respect of each supplier.
- 8.51. For further information on our response to poor performance suppliers should refer to our 'ECO2t Supplementary guidance for monitoring' document.

Where a supplier fails to achieve the monitoring requirement

- 8.52. Where a supplier fails to meet the monitoring requirement for a particular quarter, we will not have sufficient confidence in the quality or accuracy of all the measures installed by the supplier in that quarter. This may lead us to refuse or revoke approval of these measures. In addition, we may consider taking enforcement action.
- 8.53. When this occurs, the supplier will in the first instance be given the opportunity to address the monitoring deficiency by conducting further monitoring on the measures notified within this quarter.

Where the technical monitoring failure rate is high

- 8.54. If, for any one quarter, the technical monitoring failure rate for a particular installer is higher than 10% we will consider one or more of the following actions on that subset of measures notified in that quarter:
- a) require the supplier to conduct additional monitoring, and/or
 - b) require the supplier to provide us with additional assurance.
- 8.55. While the supplier is still in the process of providing additional monitoring or additional assurances, we will suspend approval of all measures in that subset and may initiate an audit.
- 8.56. If, as a result of any of the actions listed in paragraph 8.54 above, we remain concerned that the measures under consideration are not eligible ECO measures, we will continue to take one or more of the actions listed above until we have sufficient confidence in the quality of these measures.

Where the score monitoring failure rate is high

- 8.57. If, for any one quarter, the score monitoring failure rate for a particular installer is higher than 10%, we will consider one or more of the actions listed in paragraph 8.54 until we have sufficient confidence in the accuracy of the scores of these measures.

Audit

- 8.58. We may audit a qualifying action promoted by a supplier, and that audit may relate to any of the requirements in the ECO3 Order and in our guidance, including our ECO3 Guidance: Supplier Administration. The documents and data that a supplier must make available to us are detailed in Appendix 1 and Appendix 2.¹⁶⁴
- 8.59. We do not require suppliers to hold or retain these documents and data. A supplier may choose to enter into an arrangement with a third party (such as an installer), under which the third party agrees to hold these documents and data and make them available

¹⁶⁴ In certain circumstances, for example where we suspect scheme abuse, fraud, or misreporting, we may require a supplier to provide other information not listed in Appendix 1 and Appendix 2, as per Article 37 of the ECO3 Order.

to the supplier on request. It is for each supplier to choose how it will ensure that it is in a position to make the documents and data available, within the required timeframes, to an auditor.

Fraud prevention

- 8.60. Ofgem takes a zero tolerance approach to fraud and scheme abuse. A dedicated Counter Fraud Team undertakes activities to detect, prevent and deter fraudulent activity across ECO. All suppliers are expected to work closely with the Counter Fraud Team to ensure a collaborative and targeted approach. In the context of ECO, fraudulent activity is any dishonesty or misrepresentation in relation to the ECO3 Order or our guidance, that undermines the government’s policy intent or our administration.
- 8.61. A supplier is expected to mitigate the risk of fraud within its ECO activity. This should include, but is not exclusive to:
- a) identifying and mitigating fraud risks
 - b) controls to ensure savings determined using deemed scores, SAP/RdSAP or alternative/appropriate methodologies are correct
 - c) sufficient requirements within third party contracts to ensure that work is completed in accordance with the ECO3 Order and our guidance. This must include the activity of the whole supply chain, including all sub-contractors
 - d) robust processes for getting regular, reflective activity reports from in-house installers and third parties
 - e) the continued scrutiny of in-house and third party activity to ensure compliance with the ECO3 Order and our guidance
 - f) suitable, senior manager oversight of activity and reporting
 - g) processes to ensure accurate and reflective reporting to us, and
 - h) processes for handling, investigating and reporting suspected fraud cases. Processes in place for receiving allegations of fraud/whistleblowing from the public or supply chain.
- 8.62. A supplier is required to submit its fraud prevention strategy to us on an annual basis.
- 8.63. We will work closely with a supplier to ensure that its fraud prevention strategy is appropriate, effective and robust. A supplier should be able to demonstrate the steps it has taken, and is taking, to eliminate fraud and should provide sufficient evidence to us to demonstrate those steps.
- 8.64. All suppliers are invited to attend the ECO Industry Fraud Prevention and Compliance Committee¹⁶⁵, a forum for discussing common fraud risks and issues across the industry and to drive best practice.

¹⁶⁵ The ECO Industry Fraud Prevention & Compliance Committee (EIFPCC) provides a forum for the ECO suppliers, together with Ofgem and other representatives agreed by the group, to discuss fraud and compliance risks relating to instances of fraud within the ECO programme and to agree mitigating actions encompassing prevention, detection and response.

- 8.65. Suppliers should, in all instances, promptly report any instances of suspected fraud to the Ofgem Counter Fraud team at: counterfraud@ofgem.gov.uk.
- 8.66. A supplier must ensure its own investigations into suspected fraud cases are thorough and completed in a timely manner. A supplier should contact us if they have any questions regarding its investigation plan, approach or results.
- 8.67. During the investigation of suspected fraud cases we may suspend approval of the subset of measures to which the fraud relates while we establish if it is an isolated incident or if further ECO measures are involved. Depending on the nature of the investigation, we may also suspend similar measures installed by that installer or third party. Where evidence of fraud is found we may refuse or revoke approval of the fraudulent ECO measures.
- 8.68. In addition, where evidence of fraud is found this should be reported by the obligated supplier to Action Fraud¹⁶⁶ or the Police.¹⁶⁷ We will also refuse or revoke approval of fraudulent ECO measures.

¹⁶⁶ Action Fraud provide a central point of contact for reporting fraud in the UK. See: <http://www.actionfraud.police.uk/> for more information.

¹⁶⁷ If the fraud is ongoing it should be reported directly to the Police.

Appendices

Index

Appendix	Name of Appendix	Page No.
1	Documents and data to be made available on request	144
2	Evidencing the premises and occupant requirements	154
3	Boiler information pack	183
4	Electric Storage Heaters (ESHs) information Pack	190
5	Process for new scores and alternative scoring methodologies	195
6	Abbreviations	196
7	Glossary	198

9. Appendix 1 – Documents and data to be made available on request

- 9.1. In this appendix we set out the documents and data which a supplier must be able to make available for the purpose of an audit or other compliance check at any time before 30 September 2022.
- 9.2. The information in this appendix is presented in Table 24, which is laid out as follows:
- 9.3. The second column refers to the relevant ECO requirement, the third column refers to the documents (if any) that a supplier will need to make available to demonstrate compliance with that requirement, and the fourth column refers to the data (if any) that a supplier will need to make available to demonstrate compliance with that requirement.

Table 24: Documents and data to be made available on request

	ECO requirement	Documents to be made available on request	Data to be made available on request
1.	Promotion of the measure	Documentation sufficient to establish 'promotion'. For example, in the case where a supplier contracts a person to install a measure at premises, a supplier should produce: <ul style="list-style-type: none"> the contract(s) or other document(s) which establish the relationship between the supplier and the installer, under which the installation was performed (this includes documents which demonstrate that the installation was completed under an oral contract), AND where appropriate, evidence of the supplier's payment of, or contribution towards, the fees and other costs of the installation. For example, an invoice and a payment slip. 	
2.	Specification of the measure	Documentation which includes the relevant measure data.	To include: <ul style="list-style-type: none"> measure type manufacturer name product name product serial number (where available)

	ECO requirement	Documents to be made available on request	Data to be made available on request
3.	Installation in accordance with PAS 2030/PAS 2030 certification and installation by a person of appropriate skill and experience	<p>The contractual agreement or equivalent (containing the requirement to cooperate with an Ofgem auditor).</p> <p>Suppliers must notify the PAS certification number that relates to the relevant annex for the measure installed. Where multiple measures are installed in a property, suppliers must notify the PAS certification number that relates to the relevant annex for each measure installed. Suppliers must retain supporting evidence for all relevant PAS 2030 annexes.</p>	<p>PAS certification number and/or certificate where relevant</p> <p>Version of PAS installed in accordance with</p>
4.	Installation in accordance with building regulations	<p>Documentation that demonstrates that a product or system used in installation is compliant with building regulations including:</p> <ul style="list-style-type: none"> • United Kingdom Accreditation Service (UKAS) accreditation • European Technical Approval with additional documentation to show compliance with building regulations • approval by a building control body, or • self-certification schemes. 	
5.	Address where the measure is installed	Documentation which includes the relevant address data.	<p>To include:</p> <ul style="list-style-type: none"> • house/flat number • street • town/city • country • postcode • unique property reference number

	ECO requirement	Documents to be made available on request	Data to be made available on request
6.	Date of completion	<p>Either:</p> <ul style="list-style-type: none"> a copy of the declaration of completed conformity and installation (DOCC) described at Chapter2 of PAS 2030:2017, where such declaration has been produced and signed by the installer <p>OR</p> <ul style="list-style-type: none"> a declaration including the details listed below. <p>Either declaration must be signed by the occupant, or if unoccupied, the landlord, to confirm the date on which the installer finished work on the installation of the measure as well as the date the measure was handed over. This can be in an electronic form (we understand that some suppliers will capture this information electronically).</p> <p>We recommend the following wording is included in the declaration for the purpose of obtaining confirmation from the occupant or landlord, as applicable: For completion by the occupant, or if unoccupied, the landlord:</p> <ul style="list-style-type: none"> Confirmation that information provided by the installer is accurate Date the installer finished work on the measure Date of handover of all information relating to the measure Occupant/landlord (print) Occupant/landlord signature Date <p>The declaration can be signed by someone acting on behalf of the occupant or landlord as long as they are not the installer, supplier or any other party in the supply chain.</p>	Date of completion
7.	Percentage of installation that must be completed	<p>Where less than 100% of a measure has been installed, documentation which supports the reasons for judging that 100% cannot be installed.</p> <p>For example, there may be technical reasons why 100% of a measure cannot be installed. Suppliers should retain appropriate documentation such as technical survey completed by a suitably qualified operative.</p>	<p>Percentage of measure installed</p> <ul style="list-style-type: none"> if less than 100% of the measure was installed, the reasons why
8.	Insulation of a solid wall	-	<ul style="list-style-type: none"> age of the building the type of walls treated (ie brick, stone, timber frame etc)

	ECO requirement	Documents to be made available on request	Data to be made available on request
9.	CWI_0.027/33/40 measures can only be installed to uninsulated cavities from 1 April 2019	A Pre-Installation Building Inspection document that shows cavity was uninsulated. Cavity wall insulation installed to cavities with partial fill insulation must be notified as CWI_partial_fill	
10.	Evidencing pre-existing loft insulation	<p>Documentation that demonstrates that the loft was accessed and that no pre-existing insulation was present at that time.</p> <p>The declaration of conformity and completed installation recording the level of pre-existing insulation.</p> <p>A declaration signed by the installer, operative or assessor, and the consumer, confirming that the level of pre-existing insulation was \leq 100mm and that no loft insulation was recently removed, before the ECO loft insulation measure is installed.</p>	
11.	Connection to a district heating system	Documentation which includes the relevant DHS data.	<p>To include:</p> <ul style="list-style-type: none"> • specification of the existing heating system – fuel type, supply, controls, efficiency • specification of the replacement system –fuel type, supply, controls, efficiency, and • heat load before and after installation.
12.	Relevant district heating connection (social housing E, F or G) – insulation pre-conditions	<p>For pre-condition 1:</p> <p>Where less than 100% of the wall or roof area of premises has been insulated, documentation which supports the reasons for judging the uninsulated area ‘cannot be insulated’.</p>	<ul style="list-style-type: none"> • percentage of the total exterior-facing walls or total roof area of the premises that is insulated • reason(s) the wall or roof area of the premises cannot be insulated (if applicable).

	ECO requirement	Documents to be made available on request	Data to be made available on request
13.		<p>For pre-condition 2:</p> <p>Where a wall of a multi-storey building has not been insulated, documentation which supports the reasons for judging the wall area 'cannot be insulated'.</p> <p>Where there is a technical reason for not insulating a cavity wall, a technical report from a suitably qualified chartered surveyor or structural engineer confirming that the cavity cannot be filled for technical reasons.</p>	Reason(s) the wall of the building cannot be insulated (if applicable).
14.	Relevant district heating connection (Social E, F, or G) – pre-existing insulation	<p>Documentation that shows that any pre-existing insulation in place meets the required standards to meet the relevant insulation pre-condition.</p> <p>Suppliers may demonstrate the age of the premises using:</p> <ul style="list-style-type: none"> • an EPC, or • a SAP assessment report. <p>Suppliers may demonstrate the relevant U-values using:</p> <ul style="list-style-type: none"> • relevant building control approval, which both correctly defines the construction in question and states the calculated U-value, or • a U-value calculation produced or verified by a suitably qualified person.¹⁶⁸ 	-
15.	Secondary heating measures	Documentation which includes the relevant measure data.	<p>To include:</p> <ul style="list-style-type: none"> • date of completion of secondary measure • date of completion of related primary measure(s)
16.	Replacement and upgrade of boilers	<p>An accurate, completed and signed Boiler Assessment Checklist.</p> <p>In the case of the installation of a boiler, a copy of the warranty and the occupier declaration.</p> <p>In the case of the repair of a boiler, a copy of the warranty.</p>	Information relating to operative competency (see Appendix 3)

¹⁶⁸ See page 130 of SAP for more information on suitable qualifications: http://www.bre.co.uk/filelibrary/SAP/2012/SAP-2012_9-92.pdf.

	ECO requirement	Documents to be made available on request	Data to be made available on request
17.	Replacement and upgrade of qualifying electric storage heaters	An accurate, completed and signed Electric Storage Heater Assessment Checklist. In the case of replacement or upgrade of an ESH, a copy of the warranty. In the case of repair of an ESH, a copy of the warranty.	Information relating to operative competency (see Appendix 4)
18.	Help to heat group	See Appendix 2.	
19.	Private domestic premises	See Appendix 2. Only required where the measure is being delivered to someone in the help to heat group or where the household is listed in a local authority declaration.	
20.	Insulation measures receiving a non-mains gas insulation uplift	Documentation that shows that the premises where the insulation measure is installed are 'non-gas fuelled': <ul style="list-style-type: none"> the pre or post installation SAP or RdSAP assessment used to demonstrate the fuel type(s) of the main space heating system(s), provided the assessment was conducted by an accredited SAP or RdSAP assessor. This assessment should take the form of a lodged EPC, OR The declaration of conformity and completed installation form. 	Pre-installation fuel type, OR Post installation fuel type.

	ECO requirement	Documents to be made available on request	Data to be made available on request
21.	The score of a measure (if a deemed score cannot be applied)	<p>1) SAP/RdSAP (including bespoke systems that use a SAP/RdSAP engine)</p> <p>Report(s) or screen shots showing:</p> <ul style="list-style-type: none"> • Input data • Output data (including 'before' and 'after' cases where relevant) • Score • Software information (name of the software organisation, software name, version) • Name of suitably qualified assessor, assessor number (where applicable) and company • Documentation of additional calculations (lifetime, in-use factor) <p>2) Alternative methodology</p> <ul style="list-style-type: none"> • Input data • Output data • Score • Alternative methodology ID • Documentation of additional calculations (lifetime, in use factor) • Independent report on the methodology 	

	ECO requirement	Documents to be made available on request	Data to be made available on request
22.	Flexible eligibility	<p>1) A signed copy of the Local Authority declaration listing the relevant households and confirming that each household is either:</p> <ul style="list-style-type: none"> • living in fuel poverty • low income and vulnerable to the effects of living in a cold home, or • SWI in-fill. <p>The LA declaration must:</p> <ul style="list-style-type: none"> • be dated on or after the date of publication of the LA’s statement of intent (SoI), AND • contain a valid URN <p>In-fill properties should be listed on the same LA declaration as the households living in fuel poverty or low income and vulnerable to the effects of living in a cold home, which allow them to be eligible.</p> <p>2) A publically available statement of intent (SoI). Suppliers can provide evidence by either producing a hardcopy of the SoI, a screenshot of a published and dated SoI, or any other means agreed with Ofgem.</p> <p>The SoI must:</p> <ul style="list-style-type: none"> • be published and dated prior to any declarations being made by that LA, AND • include a methodology on how the LA intends to target households in FP or LIVC. <p>Where measures are installed to owner-occupied properties listed in a LA Declaration with an EPC rating of F or G, the score notified can include an uplift of 25% (where no other uplift is already being claimed). If this uplift is claimed, suppliers must provide either a <i>pre-installation</i> or a <i>post-installation</i> EPC RRN as part of the notification.</p> <p>Where a pre-installation EPC is provided, the supplier must retain written confirmation from the owner or occupier confirming that, to the best of their knowledge and belief, no changes were made to the premises, after the pre-installation EPC was issued and before the qualifying action was installed, which would increase the energy performance rating of the premises to band E or higher.</p>	<p>Whether the household is:</p> <ol style="list-style-type: none"> a. Living in fuel poverty b. Low income and vulnerable to the effects of living in a cold home c. SWI in-fill <p>The URN on the declaration</p> <p>Written confirmation in relation to pre-installation EPC (where relevant)</p>

	ECO requirement	Documents to be made available on request	Data to be made available on request
23.	Social housing D/E, F or G	<p>In England and Wales, documentation evidencing that the relevant interest is registered on the Land Registry as belonging to a social housing landlord.</p> <p>In Scotland, documentation evidencing that the relevant interest is registered on the Land Register of Scotland or recorded in the Register of Sasines as belonging to a social housing landlord.</p> <p>A declaration signed by the social landlord confirming the following:</p> <ul style="list-style-type: none"> • When notifying measures installed to social housing, suppliers must provide either a <i>pre-installation</i> or a <i>post-installation</i> EPC RRN. Where a pre-installation EPC is used, that, to the best of its knowledge and belief, no changes were made to the social housing, after the pre-installation EPC was issued and before the measure was installed, which would increase the energy performance rating of the social housing beyond band D or E as appropriate. • That the property is let at below market rate, and if unoccupied, has previously been and will be let at below market rate. 	<ul style="list-style-type: none"> • The pre- or post-installation EPC RRN • Signed declaration
24.	First time central heating (FTCH)	A document signed by either a social landlord, owner occupier or private rented sector (PRS) landlord where applicable, declaring that at no point prior to the installation of the first time central heating measure did the social housing premises or private housing premises have a central heating system, district heating connection, or immediately prior to installation contain a working, efficient electric storage heater(s).	
25.	Private Rented Sector (PRS) A-E	When notifying measures installed to PRS properties occupied by a member of the help to heat group with an initial EPC efficiency rating of A, B, C, D, or E, suppliers must provide a <i>pre-installation</i> EPC RRN.	Pre EPC RRN number

	ECO requirement	Documents to be made available on request	Data to be made available on request
26.	New build properties	<p>Where the property is erected prior to 1 October 2018:</p> <ul style="list-style-type: none"> • A declaration of conformity and completed installation (DOCC) confirming that the building was pre-existing before 1 October 2018. <p>Where the above is not completed in the DOCC, evidence of occupancy or evidence that the building is pre-existing must be available. Such evidence may include:</p> <ul style="list-style-type: none"> • In England and Wales, a Land Registry search, where a title has been registered prior to 1 October, 2018 • In Scotland, a search of the Land Register of Scotland or Register of Sasines, where a title has been registered prior to 1 October, 2018 • Certificate of title or deeds dated prior to 1 October 2018 • EPC listed on the Landmark EPC register dated prior to 1 October 2018 • Building control completion certificate. <p>Where a measure is delivered to properties erected post October 2018: Occupancy must be evidenced. This can be through either</p> <ul style="list-style-type: none"> • confirmation of a help to heat group member at the premises. • a declaration on the DOCC to be completed and signed by the occupant. <p>Where unoccupied, a declaration from a landlord or non-resident owner must be signed on the DOCC to confirm that premises were previously occupied.</p> <p>If the DOCC is signed by a landlord or non-resident owner, additional evidence must be collected to demonstrate date of building completion, as well as current or previous occupancy.</p> <p>Evidence to confirm the date of building completion can include:</p> <ul style="list-style-type: none"> • A building control completion certificate, or <p>in Scotland, notification from a local authority of acceptance of a completion certificate.</p>	

10. Appendix 2 – Evidencing the premises and occupant requirements

Introduction

10.1. This appendix supports Chapter 3, outlining the documents and data that a supplier must be able to make available to us to demonstrate that the premises and occupant requirements have been met for all measures.

The premises requirement

10.2. This section of this appendix provides an overview of the evidence which can be used to demonstrate that the premises are private domestic premises. It provides information on:

- a) Registered relevant interest
- b) Unregistered relevant interest
- c) Identifying social landlords
- d) Determining market rate
- e) Evidence for mobile homes

The occupant requirements

10.3. This section provides an overview of the evidence which can be used to demonstrate a person is a member of the help to heat group, and that that person is an occupant of the premises. It provides information on:

- a) Evidencing each of the eligible help to heat group benefit types
- b) Other official documents which can evidence occupancy
- c) Documents relating to a change of name

Premises requirement

10.4. You should note the following when collecting evidence to prove the premises requirement:

- a) Documents should be from official organisations (eg bank or mortgage society) or government departments, with the exception of Ofgem templates and tenancy agreements
- b) The necessary information on the documents should be clearly visible
- c) The dates on the documents should fit within the given timeframe as indicated throughout this guidance note
- d) Letters or other documents that include other pieces of personal information not relevant to ECO should be redacted. We do not need to see the cost of the premises,

the amount of mortgage outstanding, bank details or anything else that does not affect the eligibility of the premises requirement

- e) Suppliers should ensure that the data they collect complies with all applicable data protection laws. A supplier should also ensure that any member of the supply chain acting on its behalf complies with the data protection laws¹⁶⁹, and
- f) We may need to audit suppliers' compliance with their legislative requirements up to and after the end of the scheme. Suppliers must ensure that they are able to make documents available for the purpose of an audit or other compliance check at any time before 30 September 2022 as stated in the ECO3 Guidance: Delivery.

Evidencing registered relevant interest

10.5. A supplier must provide evidence that the relevant interest does not belong to a social landlord by providing the full title register extract from one of the following:

- a) the Land Register maintained by Her Majesty's Land Registry for England and Wales, or
- b) the Land Register of Scotland or the Register of Sasines for Scotland.

10.6. Where it is not possible to download a copy of the full title register on the Land Register of Scotland, the supplier must provide a screenshot of the search results.

10.7. Where the registry states that the premises have been leased or sub-leased, further evidence will be required to demonstrate that the premises are not let by a social landlord.

10.8. The extract must be dated no more than 18 months prior to the date of completion of the measure.

10.9. The extract may be dated after the measure was completed where it shows that the date on which the relevant interest was acquired was prior to the completion of the measure. We will assume that the person to whom the relevant interest belongs had not changed in the period in between.

10.10. Documents that show who owns or rents the premises must relate to the person who has the current right to occupy these premises. In England and Wales an owner may be a freeholder, a leaseholder, or a sub-leaseholder.¹⁷⁰ A tenant may be a leaseholder or a sub-leaseholder. In Scotland premises are generally owned in arrangement which is similar to an English freehold while long leases are less common.

10.11. Where the premises are subject to a shared ownership arrangement between a private individual and a social landlord, we consider this arrangement to be a private domestic premises as the private individual is a 'freeholder' or 'owner' of the premises. The full title register extract would need to show this.

¹⁶⁹ For more information on Fair and Transparent Processing see Chapter 7 of the ECO3 Guidance: Supplier Administration

¹⁷⁰ Or in Scotland, the owner's interest or right, tenant's or sub-tenant's interest.

10.12. Where a customer has entered into an agreement with a bank where the bank buys the property and sells it back to the customer over a period of time (for example, due to the customer's religious beliefs) the following documentation should be obtained by the supplier:

- a) If it is the bank alone that has a registered interest in the property:
 - i. a letter from the bank confirming the terms of their arrangement with the occupier, or
 - ii. a completed Ofgem template (Template 2: Landlord and occupier statement where no written tenancy agreement exists).¹⁷¹
- b) If the occupier shows on the title extract as the 'registered owner' and the bank has a charge registered against the property then this should be treated as a standard mortgage and the supplier should follow the guidance in paragraph 10.5.

10.13. Where a customer has a Lifetime Mortgage Equity Release Scheme, the property is treated as owner-occupied and the premises requirement can be evidenced through the same documents. For Home Revision Plan Equity Release Scheme, properties are considered on a case by case basis if they are owner-occupied or private rented sector. The evidence required will be dependent on the circumstances of each case.

10.14. Generally, where the relevant interest is registered as belonging to an individual person, we will be satisfied the premises are private domestic premises. If the search results prove inconclusive, ie the registered relevant interest belongs to a corporation and not an individual, the supplier must use other means to ensure that that entity is not a social landlord (see Appendix 2).

10.15. Towards the end of the land registry extract there may be a 'schedule of notices of leases'. If the dates show that the premises are currently being leased, it would need to be identified whether the leaseholder is a 'social landlord'.

10.16. Where the registered relevant interest belongs to a social landlord, the premises may still be eligible as private domestic premises if they are rented at market rate or above. See Appendix 2 for more information on determining market rate.

10.17. If only the plot of land is registered, rather than the premises, it must be confirmed that the address where the measure will be installed matches the general address (eg street name/area) of the plot on the land registry. To do this, the full title register extract needs to be accompanied by a proof of residence. The address on the proof of residence must match the address on the land registry, with the addition of the building name or number and postcode. If the person living at the premises is an owner-occupier, you will need to ensure the name on the land registry matches the name of the proof of residence.

¹⁷¹ See <https://www.ofgem.gov.uk/publications-and-updates/eco3-templates-evidence-private-domestic-premises>.

Evidencing unregistered relevant interest

10.18. Where the relevant interest is not registered, the supplier must prove this by providing a snapshot of the land registry search. The supplier must then prove that the relevant interest does not belong to a social landlord, or that the premises are leased under the 'Right to Buy', 'Right to Purchase' or 'Right to Acquire' schemes.¹⁷²

10.19. Where the relevant interest is not registered, the supplier must provide different evidence depending on whether:

- a) the person who owns the relevant interest occupies the premises ('the owner occupier'), or
- b) the person who owns the relevant interest lets the premises to a tenant ('the owner landlord').

Owner occupiers

10.20. For owner occupiers, the supplier must provide evidence of the relevant interest in the premises and, where applicable, proof of residence¹⁷³ to demonstrate that the owner occupier has the current right to occupy the premises (ie the premises have not been leased to another person). The supplier will need to provide a copy of one of the following:

1. **Title deeds**

(We will accept other deeds and legal declarations that explicitly state that the person owns the premises.)¹⁷⁴

OR

2. **a mortgage statement for the premises which is addressed to the owner occupier**

(The mortgage statement must be dated within 18 months prior to the date of completion of the measure. Where the mortgage statement is older or is not addressed to the owner occupier, it must be accompanied by proof of residence dated within 18 months prior to the completion of the measure)

OR

¹⁷² The leases for these premises, which show they are under either 'Right to Buy', 'Right to Purchase' or 'Right to Acquire' schemes, can be used as evidence that the premises are private domestic premises.

¹⁷³ Proof of residence can be in the form of a benefit letter, or the list of official documents referenced in Appendix 1.

¹⁷⁴ Examples of documents that can prove ownership include title deeds, deeds of conveyance, deeds of gift, conveyance documents, or a grant of admission, where they explicitly state that the person owns the premises. Where suppliers are not certain whether a document is eligible they should contact us before installing a measure.

3. a completed Ofgem template¹⁷⁵ and evidence proving that the owner occupier resides at the premises which:
 - a) provides a declaration from a professional third party confirming they hold the title deeds for the premises and those deeds name the occupier as the freeholder/ the person holding the owner's interest or right, OR
 - b) provides a declaration from a professional third party confirming that, following an investigation, the title deeds have been lost or destroyed and he/she is satisfied that the occupier is the freeholder/ the person holding the owner's interest or right.

Owner landlords

10.21. In the case of owner landlords, the supplier must provide information on the tenancy in order to demonstrate that the tenant has the current right to occupy the premises.

10.22. Evidence proving the tenant resides in that premises is required to show that the tenancy agreement is still valid. The supplier will need to provide a copy of one of the following:

- a) a written tenancy agreement between the owner landlord and the tenant demonstrating that the named tenant resides there. Where an extract from a written tenancy agreement is provided, the extract must show the:
 - i. address of the premises
 - ii. term of the tenancy, and
 - iii. names and signatures of the tenant and landlord.

OR

- b) a completed Ofgem template¹⁷⁶ and evidence proving that the named tenant resides there. These templates are:
 - i. in the case where the written tenancy agreement has expired, signed by both landlord and tenant confirming the occupancy agreement, OR
 - ii. in the case where no written tenancy agreement exists, signed by both landlord and tenant confirming the occupancy agreement,
 - iii. in the case where there is no tenancy agreement, an occupancy agreement signed by the executor/administrator of the estate and the occupier.

Supporting information for demonstrating the relevant interest

10.23. If the documentation listed proves inconclusive, ie the relevant interest belongs to a corporation, the supplier must ensure the entity is not a social landlord (see paragraph 10.25).

10.24. If the owner occupier or the tenant is the help to heat group member, benefit letters addressed to the premises will be sufficient to demonstrate that the help to heat group member resides at the premises. If the owner occupier or the tenant is not the help to

¹⁷⁵ See <https://www.ofgem.gov.uk/publications-and-updates/eco3-templates-evidence-private-domestic-premises>.

¹⁷⁶ See: <https://www.ofgem.gov.uk/publications-and-updates/eco3-templates-evidence-private-domestic-premises>.

heat group member, a supplier will need to produce evidence to demonstrate that the help to heat group member resides at the relevant domestic premise (see paragraph 10.49)

Identifying social landlords

10.25. A social landlord means, in respect of premises in **England and Wales**:

- a) a local housing authority, within the meaning of section 1 of the Housing Act 1985
- b) a housing association, within the meaning of section 5 of the Housing Act 1985
- c) a housing trust, within the meaning of section 6 of the Housing Act 1985
- d) a charity, within the meaning of section 1 of the Charities Act 2011
- e) a person listed in section 80(1) of the Housing Act 1985 (Wales only), or
- f) a body registered as a social landlord under Chapter 1 of Part 1 of the Housing Act 1996 (Wales only).

10.26. A social landlord means, in respect of premises in **Scotland**, a person so described in section 165 of the Housing (Scotland) Act 2010.

10.27. A supplier may use one of the registers below to establish whether a corporate body falls under one of the above definitions of a social landlord. These registers do not contain an exhaustive list of social landlords and suppliers should be aware that these registers may not be completely up to date.

England

10.28. The Homes and Communities Agency provide a list of registered providers of social housing. This can be accessed at:
<https://www.gov.uk/government/publications/current-registered-providers-of-social-housing>.

10.29. The Charity Commission holds a register of organisations that have been recognised as charitable in law. Not all charities must register. The register can be accessed at:
<http://www.charitycommission.gov.uk/showcharity/registerofcharities/registerhomepage.aspx?&=&>.

Wales

10.30. The Welsh Ministers maintain a public register of social landlords. The register can be accessed at: <http://wales.gov.uk/topics/housing-and-regeneration/publications/registered-social-landlords-in-wales/?lang=en>.

Scotland

10.31. The Scottish Housing Regulator maintains a register of social landlords. The register can be accessed at: <https://www.scottishhousingregulator.gov.uk/find-and-compare-landlords/directory-social-landlords>

10.32. Where it is established that the relevant interest belongs to a social landlord, but a supplier wishes to establish HHCRO eligibility, the supplier must demonstrate that the premises were let at or above market rate. In order to do this it must produce:

- a. a tenancy agreement, and
- b. statistics showing the premises were rented at or above market rate. See below for more information on demonstrating rent above market rate.

Determining market rate

10.33. In instances where the relevant interest belongs to a social landlord, the supplier must provide evidence that the rent paid is not below the market rate, or where the premises are currently void, has not previously and will not be let at below market rate.

England

10.34. We consider market rate to be any monthly rent that is equal to or greater than the 'lower quartile value' for premises with the same number of bedrooms for the administrative area that the premises are located in. These statistics should be taken from the most recent table of VOA Private Rental Market Statistics at the time of completion of the measure. These statistics can be found here:

<https://www.gov.uk/government/statistics?departments%5B%5D=valuation-office-agency>.

Scotland and Wales

10.35. We consider market rate to be any monthly rent that is equal to or lower than the 30th percentile market rent for premises with the same number of bedrooms in the Broad Rental Market area the premises are located in. The supplier must use the most recent statistics at the completion of the measure. The 30th percentile for an area can be found on the following pages:¹⁷⁷

- **Scotland:** The 30th percentile of market rents can be found in column 3 of the Local Housing Allowance methodology table found at the bottom of the following page: <http://www.gov.scot/Topics/Built-Environment/Housing/privaterent/tenants/Local-Housing-Allowance/figures>.
- **Wales:** The 30th percentile of market rents can be found in column 2 of the LHA table available at: <http://gov.wales/topics/housing-and-regeneration/welfare-reform/rentofficers/publications/?lang=en>.

10.36. In instances where the rent paid is below these figures and a supplier believes that this rent is market rate, a supplier may provide us with alternative statistics in writing for

¹⁷⁷ The 30th percentile is a mathematical value which represents the level of rent where around 3 in 10 properties are let at or below LHA. The list of rents is a representative sample of private sector rents paid across the BRMA, including those from the lower end through to the upper ends of each rental market.

consideration. Suppliers should get alternative statistics approved by us before delivering a measure to that tenant.

Evidence for mobile homes

10.37. It is our understanding that, generally speaking, mobile homes are not provided by social landlords as social housing. As a result, we do not require proof of ownership to determine whether or not the premises are private domestic premises. Therefore, for mobile homes, only evidence demonstrating that an eligible person resides at the premises is required (ie a help to heat group member or a household identified as eligible by a local authority). See below for more information on how to evidence this.

10.38. Where supplier is seeking to install a measure into a park home, which is provided as social housing, they must contact us prior to installation.

Occupant requirements

Evidence to demonstrate each of the eligible help to heat group benefit types

10.39. Documents must establish that an occupant of the premises was a help to heat group member at some point during the course of the promotion of the measure.

10.40. You must be able to provide evidence that the HTHG member lives at the premises where the measure is being installed. In most cases, this will be the benefit letter.

10.41. There are several ways to show the customer is a help to heat group member. The supplier can produce one of the following:

- a) a WHD Core Group notice dated from 1 April 2019
- b) a matched DWP reference number
- c) a help to heat group benefit letter
- d) a self-declaration for Child Benefit (if the above three routes are not available)

10.42. Further information on the WHD Core Group notice and the DWP match eligibility route can be found from paragraph 3.48.

10.43. If using benefit letters to prove help to heat group eligibility, with the exception of a WHD core group notice, Child Benefit award notices and Industrial Injuries Disablement Benefit letters, the letters must show that the person received the benefit (and any qualifying components) within 18 months prior to the date of completion of the measure. If the documents are older, suppliers must be able to provide updated evidence. Suppliers can use either the date the letter was sent or the start or end date of the benefit, if stated on the letter. Sometimes this may not correspond with the date the benefits started, in which case:

- a) If the benefit letter is sent before the benefit starts, we will accept the letter from that date if the person will receive the benefit at some point within 18 months before the completion of the measure, or

- b) If the benefit letter confirms the end of entitlement, it can only evidence HTHG eligibility when the end date of the award falls within 18 months before the completion of the measure.

10.44. Online services are available for UC recipients which provide customers' up-to-date benefit entitlement information.

10.45. Where DWP data matching verification is not used, only official HMRC, DWP/Jobcentre Plus, Pensions Service, MOD and HM Government documents are deemed acceptable. This includes online confirmations from government departments, such as the HMRC online service and the Universal Credit full service. Use of any other documents must be agreed in writing with us before installing a measure.

10.46. We do not require full 'proof of benefit' letters or award notices. To evidence HTHG eligibility, we only need the page(s) that show:

- a) official letter headed paper from HMRC, DWP/Jobcentre Plus, MOD, HM Government or the Pension Service
- b) name and address matching where the measure was installed. Where the address is different, official documents proving they resided at the premises where the measure was installed
- c) relevant date (either of the letter, start or end of the benefit), and
- d) confirmation that a customer receives a qualifying benefit

10.47. The help to heat group benefit types for the purposes of ECO¹⁷⁸ are:

- a) Armed Forces Independence Payment
- b) Attendance Allowance
- c) Carer's Allowance
- d) Child Benefit (on the condition that the household's relevant income does not exceed the amount set out in **Table 4** corresponding to the type of claim and the number of qualifying children)
- e) Constant Attendance Allowance
- f) Disability Living Allowance
- g) Pension Guarantee Credit
- h) Income-related Employment and Support Allowance (ESA)
- i) Income-based Jobseeker's Allowance (JSA)
- j) Income Support
- k) Industrial Injuries Disablement Benefit
- l) Personal Independence Payment
- m) Severe Disablement Allowance

¹⁷⁸ Provided that all applicable criteria laid out in Schedule 3 to the ECO3 Order are met.

- n) Tax Credits (Child Tax Credits and Working Tax Credits)
- o) Universal Credit (UC)
- p) War Pensions Mobility Supplement

Other official documents which can evidence occupancy

10.48. Where the above benefit documentation is not addressed to the private domestic premises, further evidence showing that the help to heat group member resides there will be required.

10.49. Any official documents addressed to that person at the address where the measure is to be installed, such as:

- a) an extract from the electoral register
- b) a utility bill¹⁷⁹, a phone bill, or a tv license
- c) a mortgage statement, a bank statement, or an extract from the electoral or open register, or
- d) any other official documentation as agreed with Ofgem.

10.50. Where the recipient of benefits is a child and a parent or guardian is claiming the benefit on behalf of the child, a Child Tax Credit award notice can be used to evidence that the child lives at the premises where the measure is being installed. The evidence needed is shown in 10.70; it needs to state both the child's name and parent who is claiming the benefit on behalf of the child.

10.51. The documents must be dated within 18 months prior to the date of completion of the measure.¹⁸⁰

Documents relating to a change of name

10.52. There are cases where a person changes their name, with the result that:

- a) the person's old name appears on the title deeds or the mortgage statement if the person is a freeholder/leaseholder/owner or the tenancy agreement if the person is a tenant, AND
- b) the person's new name appears on help to heat group benefit documents or other official correspondence (described above).

10.53. In such cases, a supplier will need to produce a signed declaration from the person that their name has changed. The declaration should be prepared using the template which will be provided on our website.

¹⁷⁹ We are aware that utility bills for park home residents are often developed and provided by the park home site owner. We would not consider these types of utility bill as being appropriate to evidence occupancy.

¹⁸⁰ For more information on the date of completion see paragraphs 7.4 to 7.9.

Children and qualifying young persons

How to confirm responsibility for children and qualifying young persons?

10.54. Responsibility for a child or qualifying young person is defined in regulation 3 of the Child Tax Regulations 2002. Generally, a person shall be treated as responsible for a child or qualifying young person who is normally living with them. If fostering a child through a council the child's accommodation or maintenance is borne by local authority funds. They are also not a responsible for a child for the purposes of ECO if they are being looked after by a local authority¹⁸¹, and that authority has placed them in the home of someone proposing to adopt them.

Guidance on redacting information

10.55. The document(s) that should be made available to us on request should contain a minimum amount of information to prove eligibility under the HTHG. This would be a letter-headed document that states the customer's name and address, and shows receipt of the qualifying benefit(s). It is not necessary to provide the entire document, only the relevant pages.

10.56. Letters that include other pieces of personal information not relevant to ECO should be redacted. What can be redacted depends on the customer's HTHG qualification route. Consider the following when submitting documents to us:

- a) The amount the customer receives from their benefit. You only need to show that they receive that benefit.
- b) For HTHG routes which are not means tested (eg Income Support or State Pension Credit), you do not need to show the customer's income or savings.
- c) National Insurance numbers should not be visible. These are often shown on the front page, and should not be used as a unique identifier.

10.57. When processing any personal data or sensitive personal data, suppliers are reminded of their duties to comply with the requirements of data protection law.

10.58. We may need to audit suppliers' compliance with their legislative requirements up to and after the end of the scheme. Suppliers must ensure that they retain information up to the 30 September 2022. It is the suppliers' responsibility to keep up to date with any changes of requirements.

Example letters

10.59. These are some examples of different types of letters that you may encounter.

¹⁸¹ For Tax Credit Recipients see, Article 3, paragraph 2.2 (Rule 4) of the Child Tax Credit Regulations 2002. For Universal Credit Recipients see Article 4(6) of the Universal Credit Regulations.

10.60. We indicate whether or not the documents are suitable to evidence HTHG eligibility. We have highlighted certain parts of these documents that need to be considered when determining eligibility.

10.61. This is non-exhaustive list of the eligible benefits or scenarios for HTHG eligibility. This is a sample to be used to demonstrate some of the letters that may be provided.

10.62. For further clarification about whether or not a document is eligible, suppliers should contact the ECO team at Ofgem on eco@ofgem.gov.uk

Example letters

- a) Armed Forces Independence Payment (AFIP): notification letter
- b) Child Benefit Award Notice
- c) Constant Attendance Allowance/ War Pensions Mobility Supplement: annual uprating letter
- d) Constant Attendance Allowance/ War Pensions Mobility Supplement: pension breakdown letter
- e) Income Support, Income-related Employment and Support Allowance and Income-based Jobseeker's Allowance letter
- f) Child Tax Credit/Working Tax Credit: annual review award notice
- g) Child Tax Credit/Working Tax Credit: amendment award notice
- h) Child Tax Credit/Working Tax Credit: amendment award notice for use of proof of residency for children.
- i) Warm Home Discount (WHD) Core Group notice: 'Matched'
- j) Warm Home Discount (WHD) Core Group notice: 'Unmatched'
- k) The Pension Service: 'proof of benefit' letter
- l) Universal Credit live service award notification/full service clerical letter
- m) Universal Credit full service statement

Example A: Armed Forces Independence Payment (AFIP) customer entitlement notice letter

10.63. This document shows receipt of Armed Forces Independence Payment (AFIP).

If you contact us, use this reference:
AA*****B - AFIP11



Department
for Work &
Pensions

Mr *****
Address

Armed Forces Independence
Payment
Room C210, Warbreck House
Warbreck Hill Road
Blackpool
FY2 0UZ

www.gov.uk

Telephone: 0845 850 3322

Textphone: 0845 601 6677

Date:

Armed Forces Independence Payment

About your Armed Forces Independence Payment

Dear Mr

You have been awarded Armed Forces Independence Payment by the Service Personnel and Veterans Agency.

Please keep this letter for your records.

Period of award

We can confirm you've been awarded Armed Forces Independence Payment from and including (DATE)

Your first payment of £xxxx will be paid into your account on (DATE)

This is for the period (DATE) to (DATE)

From (DATE) you will receive (AMOUNT) every 4 weeks.

Remember, you must tell us straightaway about any changes. Based on these changes your benefit may be delayed or stop.

Example B: Child Benefit Award Notice (1 page)

10.64. This document shows receipt of Child Benefit.



Child Benefit Office
 HM Revenue and Customs
 BX9 1GT



Phone 0300 200 3300

Web www.gov.uk



Date 28 November 2018
 NI number [REDACTED]
 ChB number [REDACTED]

Dear [REDACTED]

About your Child Benefit

You contacted us recently to ask about your Child Benefit award.

Child Benefit is paid at a standard weekly rate of £20.70 for the eldest or only child. This is known as the higher rate. Child Benefit is paid at a standard weekly rate of £13.70 for each additional child. This is known as the lower rate.

Details of your Child Benefit award are shown below

Child Benefit was awarded for this child	Date of birth	Higher or lower weekly rate	Awarded from	Due to end on
[REDACTED]	[REDACTED]	Higher		

These details are based on the information we hold at the date of this letter and may change if there is a change in circumstances.

If you contact us, we can deal with you more quickly if you quote the National Insurance number [REDACTED] and provide a daytime phone number.

You can go online at GOV.UK and access your Personal Tax Account to tell us about any changes to your circumstances.


Please note that our new address is Child Benefit Office, HM Revenue and Customs, BX9 1GT. If you write to us but do not use this address then we may not get your post.

Information is available in large print, audio and Braille formats.
 Text Relay service prefix number – 18001



Example C: Constant Attendance Allowance/ War Pensions Mobility Supplement: annual uprating letter (2 pages)

10.65. This document shows receipt of Constant Attendance Allowance and War Pensions Mobility Supplement.


**Ministry
of Defence**

Veterans UK
War Pensions Scheme
Tomlinson House
Norcross
Thornton-Cleveleys
FY5 3WP

Freephone: 0808 1914 2 18
Overseas: +44 1253 866043
Textphone: 0800 169 34 58
Email: Veterans-UK@mod.uk

Name
Address 1
Address 2
Address 3
Address 4
Postcode

If you contact us please quote:
Team [redacted] Room [redacted]
Date: 19 October 2018

Dear [redacted]

Increase in payment

I am writing to tell you about a general increase in your payment from 11/04/2018.

Full details are given on **pages 2 and 3**.

Important

You must tell us if your circumstances change. Further details are given on the following pages.

Access to Health Services – Priority Treatment for Veterans

All veterans in England, Scotland and Wales should receive priority access to NHS secondary care for any conditions which they consider to be related to their service, subject to the clinical needs of all patients. Make sure your GP and hospital know you are a veteran.

There are currently no arrangements with Health Authorities in Northern Ireland. Their aim is that all patients should have access to treatment within reasonable timescale.

Meanwhile, if you need any further help or advice please let us know.

Yours sincerely

Insert name

Please read the parts marked with an X

<input checked="" type="checkbox"/>	Basic War Pension	£185.40
<input type="checkbox"/>	Treatment Allowance	£
<input checked="" type="checkbox"/>	War Pension Constant Attendance Allowance	£69.90
<input type="checkbox"/>	Unemployability Supplement	£
<input type="checkbox"/>	Additional Allowance Spouse	£
<input type="checkbox"/>	Allowance for Child paid with Unemployability Supplement	£
<input checked="" type="checkbox"/>	Comforts Allowance	£15.05
<input type="checkbox"/>	Invalidity Allowance	£
<input checked="" type="checkbox"/>	Age Allowance	£38.20
<input type="checkbox"/>	Age 80 Allowance	£
<input type="checkbox"/>	Exceptional Severe Disablement Allowance	£
<input type="checkbox"/>	Severe Disabled Occupation Allowance	£
<input type="checkbox"/>	Allowance for Lowered Standard of Occupation	£
<input checked="" type="checkbox"/>	War Pensioners Mobility Supplement	£66.75
<input type="checkbox"/>	Gallant Conduct Award	£
<input type="checkbox"/>	Pension Increase Warrant	£
<input type="checkbox"/>	Service Rank Addition	£
Total		£375.30

Example D: Constant Attendance Allowance/ War Pensions Mobility Supplement: pension breakdown letter (1 page)

10.66. This document shows receipt of Constant Attendance Allowance and War pensions Mobility Supplement.



Veterans UK
 War Pensions Scheme
 Tomlinson House
 Norcross
 Thornton-Cleveleys
 FY5 3WP

Freephone: 0808 1914 2 18
 Overseas: +44 1253 866043
 Textphone: 0800 169 34 58
 Email: Veterans-UK@mod.uk

Name
 Address line 1
 Address line 2
 Address line 3
 Address line 4
 Postcode

Date: 18 July 2018

Contact us:
 Your reference:

Our reference:

Dear

Pension breakdown for Insert name

Below is the breakdown of pension payment you requested.

	From insert date	From insert date
War Disablement Pension		
Age Allowance		
Unemployability Supplement (Unsupp)		
Allowance for wife paid with Unsupp		
Allowance for children paid with Unsupp		
Invalidity Allowance		
Comforts Allowance		
Constant Attendance Allowance		
War Pensioners Mobility Supplement		
Allowance for Lowered Standard of Occupation		
Exceptionally Severe Disablement Allowance		
Severe Disablement Occupational Allowance		
Gallant Conduct Award		
Service Rank Addition		
War Widows Pension		
War Widower's Pension		
Widows Age Allowance 65		
Supplementary Pension		
Child Allowance for		
Child Allowance for		
Child Allowance for		
Rent Allowance		
N.I. Age 80 Addition		

We have deducted money for:

MOD Adjustment		
Motability Agreement		
3 rd Party Compensation		
Child Support Allowance		
Article 6		
IIDB		

07/16 WPS0230

Example E: Income Support, Income-related Employment and Support Allowance and Income-based Jobseeker’s Allowance letter

10.67. This document shows receipt of Income Support, Income-related Employment and Support Allowance (ESA) and Income-based Jobseeker’s Allowance (JSA).

If you call or write to us, please use this reference:
[Reference number or NINO]



Title, Initial, Surname
Address Line 1
Address Line 2
Address Line 3
Address Line 4
Postcode

Building/Office location
Office type
Street
Town
Post Code

www.gov.uk

Telephone: 0000 000 0000
Textphone: 0000 000 0000

Information about your benefits payments

Please read this letter in full

Dear
[Select Option]

[Select Option]

[Select Option]

Your payment details

You were paid [Insert Benefit Name] between the following dates:

Start Date	End Date	Rate	Frequency

delete this section if second benefit payment details are not required / delete this text if second benefit payment details are required

You were also paid [Insert Benefit Name] between the following dates:

Start Date	End Date	Rate	Frequency

[Select Option]

Confirm all dropdown options

If you have any questions about this letter, or you need it in Braille, large print or audio, please call us on the telephone number at the top of this letter.

Example F: Child Tax Credit/Working Tax Credit Annual Review Award Notice (1 page)

10.68. This document shows receipt of Child Tax Credit or/and Working Tax Credit.



Online www.gov.uk/managetaxcredits
Helpline 0345 300 3900
Textphone 0345 300 3909

For our opening hours go to
www.gov.uk/contact-hmrc

MR FRANK PEACH
1 ANY STREET
ANYTOWN
ANYWHERE
AB1 2CD

Tax Credit Office
Preston
PR1 4AT

Date 06/04/2016



Renew online with this
reference number
000 000 123 456 789
go to
www.gov.uk/managetaxcredits

Check now
no later than **31/07/2016**

Please keep this for your records

Tax credits – Annual Review for year ended 05/04/2016

Your tax credits award for 06/04/2015 to 05/04/2016

MR FRANK PEACH
MRS PAULINE PEACH

National Insurance number AB 34 56 78 D
National Insurance number EF 46 56 09 G

We told you that we would be contacting you to review your tax credits award. We want to:

- make sure we paid you the correct amount for the award period shown above, and
- ask you to make a tax credits claim for 2016-2017.

We need you to review your personal circumstances during the whole award period shown above and check your income.

If you need to tell us about anything once you have completed your Annual Review, **please contact us**. If you do not have anything to tell us **you need do nothing more** and you will not receive another notice from us for this year. This TC603R *Tax credits Annual Review* is also your Award Notice and the amount of your award is shown below.

We will decide on 31/07/2016 that:

- The final amount of your tax credits award for the period 06/04/2015 to 05/04/2016 is £5494.08.
- Your tax credits award for 2016-2017 will be as shown in the **Payments** section.

If later, you think those decisions are wrong, you will have 30 days from 31/07/2016 to ask us to look at the decision again. We call this mandatory reconsideration. If you do think something is wrong, you do not have to wait until then to contact us.

Tax credits will be gradually be replaced by Universal Credit. You cannot receive tax credits and Universal Credit at the same time. For more information, go to www.gov.uk/universalcREDIT

You have an overpayment of tax credits. Please see the Overpayment section.

Example G: Child Tax Credit/Working Tax Credit Amendment Award Notice (2 pages)

10.69. This document shows receipt of Child Tax Credit or/and Working Tax Credit when issued outside of the review period, due to a change of circumstances, correction or payment only.



**HM Revenue
& Customs**
MISS ELSA FROZEN
3 ANY STREET
ANYTOWN
AA00 0XX

Helpline 0345 300 3900
Textphone 0345 300 3909

For our opening hours go to
www.gov.uk/contact-hmrc

Tax Credit Office
Preston
PR1 4AT

Date 7 September 2016

Amended tax credits award for 06/04/2016 to 05/04/2017

MISS ELSA FROZEN

National Insurance number AA 11 10 11

Summary

Tax credit for the period - see Part 2

Working Tax Credit	£2041.68
Child Tax Credit	£13271.40

Amounts still to be paid to you for the period shown above - see Part 3

Working Tax Credit to MISS ELSA FROZEN	£2041.68
Child Tax Credit to MISS ELSA FROZEN	£6652.10

Tax credits are based on your personal circumstances and income for the whole tax year. After the end of the tax year, when all the information is known, we make a final decision about how much you are entitled to receive.

Part 1 shows your circumstances, including your income. Please check this part and tell us immediately if anything is wrong, missing or has changed.

Part 2 is for information. It shows how we calculate your tax credits.

Part 3 gives details about any payments we will make for the period shown above.

Your rights and obligations

Your *Charter* explains what you can expect from us and what we expect from you. For more information go to www.gov.uk/hmrc/your-charter

Why we are writing to you

The person receiving Working Tax Credit has changed. Details are given in **Part 3** of this notice.

What to do now

Please check the details on this award notice and tell us if anything is wrong, missing or incomplete.

It's important that you tell us about any changes to your circumstances when they happen. Otherwise you could be overpaid and face a penalty.

Has your income changed?

Please tell us if your income goes up or it goes down. This helps us to keep your payments on the right track.

Income gone down? - tell us now, you may be due more tax credits

If you are due more tax credits, we will increase your remaining payments straightaway. After 5 April 2017 we will send you a Renewal Pack. Once you have told us your actual income for the year from 6 April 2016 to 5 April 2017, we will check your whole award. If we owe you any money we will pay it

Income gone up? – tell us now to keep your payments on the right track

This does not usually affect your tax credits payments for this year. They will stay the same until 5 April 2017 as long as there are no other changes in your income or circumstances.

From 6 April 2017 your payments will be based on the income you have told us about. If your income has gone up and you do not tell us until you complete your Renewal Pack, you may be paid too much from 6 April 2017 onwards. If you are, we will reduce your payments to collect back any overpaid amount

What to do if you think that something is wrong

If you think that something on this award notice is wrong or missing then contact us straightaway and we will try to put it right. If we cannot resolve your problem and you are not satisfied, write to us at the address on page 1 and ask us to look at the decision again. You must do this within 30 days of the date of this award notice. We call this mandatory reconsideration.

When we have looked at the decision again, we will send you a notice to tell you what we have done. If you are still unhappy with the decision, the notice will tell you how to appeal.

For more information:

- go to www.gov.uk/tax-credits-appeals-complaints or
- phone our helpline and ask for our factsheet WTC/AP What to do if you think our decision is wrong

Part 2 How we work out your tax credits

The amounts shown in this Part are provisional until your actual income and personal circumstances are known and we make a final decision after 5 April 2016.

Tax credits are made up of elements. The elements you receive and the periods you receive them for are shown below. Your income may reduce the amount of tax credits you receive. We show any reductions below.

Working Tax Credit elements

Basic	from 01/10/2016 to 05/04/2017 (187 days)	£1002.32
Lone parent	from 01/10/2016 to 05/04/2017 (187 days)	£1028.50
Total Working Tax Credit elements (other than childcare)		<u>£2030.82</u>
Reduction due to your income		<u>£0.00</u>
Amount for the period		<u><u>£2030.82</u></u>

Example H: Child Tax Credit/Working Tax Credit Amendment Award Notice for use as proof of residency for children (1 page)

10.70. This document can be used to evidence that a child in receipt of benefits, but is not named on the benefit document, lives in the same premises where the measure is being installed.

**Amended tax credits award for 06/04/2016 to 05/04/2017**

MISS ELSA FROZEN

National Insurance number AA 11 10 11 A

Continued**Child Tax Credit elements**

A child element may be paid for a child from birth until the day before 1 September following their 16th birthday.

After that, a child element may be paid for a young person under 20 who is studying for a qualification up to and including A level, NVQ level 3 or Scottish national qualifications at higher or advanced level or equivalent, or who is on an approved training course. This does not include studying for a university degree or similar qualification.

You must tell us straightaway if a child over 16 and under 20 enters or leaves full-time non-advanced education or approved training. A child element for a young person aged 16, 18 or 19 will automatically stop each year unless you tell us they are continuing in full-time non-advanced education or approved training. If you are receiving the child element for a young person aged 17 and they are continuing in full-time non-advanced education or approved training, you will automatically continue to receive the child element.

A child element may also be paid for 20 weeks after a young person leaves full-time non-advanced education, provided they are still under 18 and have registered for work or training with a careers service, Connexions or equivalent. To claim this, you must tell us about that registration within 3 months of the date they leave full-time non-advanced education.

Child elements for children

OLAF FROZEN, SVEN FROZEN

2 qualifying children	from 06/04/2016 to 15/04/2017 (365 days)	£5548.00
-----------------------	--	----------

Child elements for qualifying young people

1 qualifying young person	from 06/04/2016 to 15/04/2017 (365 days)	£2774.00
---------------------------	--	----------

Disability elements

1 disability element	from 06/04/2016 to 15/04/2017 (365 days)	£3131.70
1 severe disability element	from 06/04/2016 to 15/04/2017 (365 days)	£1273.85

Example I: Warm Home Discount (WHD) Core Group notice: 'Matched' (1 page)

10.71. This document shows Warm Home Discount (WHD) Core Group notice: 'Matched'. This is eligible for the HTHG from 1 April 2019 (1 page)

HM Government

Reference number:
M112233445

'M' means 'matched'

£140 help with your electricity costs

Dear Mr Smith

It's always a nice surprise when you find out you are getting a little extra help with your bills. The Government has teamed up with energy suppliers to help older people with their energy costs through the Warm Home Discount Scheme Core Group.

This help is automatic. You do not need to claim it.

We have checked the information held by the Department for Work and Pensions (DWP) and your electricity supplier. You meet all of the scheme conditions and will receive £140 towards your electricity costs.

What happens next

You do not need to do anything. Your electricity company will automatically apply the discount to your electricity account by 31 December 2016. This will be shown as a Warm Home Discount on your bill.

There is some more information on the back of this letter to answer any questions you may have.

Yours sincerely

HM Government
working in partnership with your energy supplier

Go online at www.gov.uk/the-warm-home-discount-scheme or call the helpline on 0845 603 9439 from 8:30am to 4:30pm Monday to Friday

If you have speech or hearing difficulties call textphone 0845 606 0285

Call charges
Calls to 0845 numbers from BT land lines should cost no more than 4p a minute with a 15p call setup charge. You may have to pay more if you use another phone company or a mobile phone, or if you call from abroad.

Textphones
Our textphone numbers are for people who cannot speak or hear clearly. If you don't have a textphone, you could check if your local library or citizens advice bureau has one. Textphone don't receive text messages from mobile phones.

Example J: Warm Home Discount (WHD) Core Group notice: 'Unmatched' (1 page)

10.72. This document shows Warm Home Discount (WHD) Core Group notice: 'Unmatched'. Not acceptable as proof of eligibility.

Name and address must be clear and match where measure was installed

Mr Jonathan Smith
1 Example Street
Cambridgeshire
CA1 AAA

HM Government

Warm Home Discount Team,
Pink Zone, 1st Floor, Peel Park
Brunel Way, Blackpool, FY4 5ES

Reference number:
U11223344

'U' means 'unmatched'

Don't miss out on £140 help with your electricity costs - Call by 14 March 2017

Dear Mr Smith

You may be entitled to £140 towards your electricity costs this winter. The Government has teamed up with energy suppliers to help some older people with their energy costs through the Warm Home Discount Scheme Core Group.

Information held by the Department for Work and Pensions (DWP) shows that you may be eligible for this scheme.

Warm Home Discount Scheme information

Go online at www.gov.uk/the-warm-home-discount-scheme

line on 03 to 4:30pm day
speech or hearing textphone

Does not confirm receipt of WHD. Not eligible for the HTHG

0845 606 0285

Call charges
Calls to 0800 numbers are free from BT land lines but you may have to pay if you use another phone, or if you are calling from abroad.

Textphones
Our textphone numbers are for people who cannot speak or hear clearly. If you don't have a textphone, you could check if your local library or citizens advice bureau has one. Textphone don't receive text messages from mobile phones.

What to do next
If you or your partner are named on your electricity bill call the Warm Home Discount Scheme Helpline on 0800 917 1003. When you call **you must have:**

- a copy of this letter, and
- your electricity bill or statement.

You must call before 14 March 2017 or you will not get the discount.

The Helpline will tell you if you can get the £140. They will then pass your details to your electricity supplier who will apply the discount.

There is some more information on the back of this letter to answer any questions you may have.


Yours sincerely

HM Government
working in partnership with your energy supplier

Ensure the letter is about WHD Core Group

Example K: The Pensions Service 'proof of benefit' letter (2 pages)

10.73. This document shows receipt of Pension Savings Credit, not Pension Guarantee Credit. This claimant would not be eligible under the help to heat group criteria.



Website: www.thepensionservice.gov.uk

Mrs Jane Smith
1 Example Street
Cambridgeshire
CA1 AAA

If you get in touch with us, tell us this reference number **AB123456789**

Our address **The Pension Service
PO Box 19013
Motherwell
ML1 3**

Our phone number **0845 6**

If you have a textphone **0845 60 265**

Date **31 December 2016**

Dear Mrs S

This letter is for your information. Please retain it as evidence of Pension Credit entitlement for the following people:

Mrs Jane Smith

This is about the Pension Credit you will receive from April 2017.

From April the rates of some benefits may change.

Your Pension Credit will be £2.81 from 8 April 2017. The Pension Service will pay you £2.81 a week.

Your Pension Credit award consists only of the savings credit. Although you have not been awarded the guarantee credit, you may still be able to get help with health benefits to cover things like dental treatment. If you want to know more about this, ask us for leaflet **HC11 Are you entitled to help with health costs?** and form **HC1 Help with health costs.**

Other Benefits

You will be contacted separately about any increased to other benefits you receive. These letters are issued over a number of weeks so do not worry if you do not receive one immediately or if your friends or neighbours have already received theirs.

Your Assessed Income Period

You have an Assessed Income Period from 15 August 2016 to 14 August 2017. During this time you do not need to tell us if there is a change in your Retirement Income. Enclosed is the leaflet INF4(PC) which has a section about the Assessed Income Period. Reading this leaflet should answer any questions you may have.

Housing Benefit or Council Tax Benefit

If you receive **Housing benefit/Council Tax Benefit** you still have to report to your Local Authority any changes to Savings/Capital if the amount ever exceeds £16,000.

For customers who reside in **Northern Ireland** and are in the receipt of **Housing Benefit**, any changes to Savings/Capital resulting in the amount exceeding £16,000, must still be reported to the Northern Ireland Housing Executive/Land and Premises Service.

Name and address must be clear and match where measure was installed

Confirms receipt of Pension Credit

Not in receipt of guarantee credit

Date within 18 months before completion of the measure

Example L: Universal Credit Live Service Award Notification/Full Service Clerical Letter (3 pages)

10.74. This document shows receipt of Universal Credit Live Service or Full Service for those without an online account.



Universal Credit
Post Handling Site B
Wolverhampton
WV99 1AJ

Title, Initial, Surname
Address Line 1
Address line 2
Address line 3
Address line 4
Postcode

If you call or write to us,
please use this reference:

www.gov.uk

Telephone: 0800 328 9344
Textphone: 0800 328 1344

Your Universal Credit payments Information about your payments

Dear [redacted]

Select Option

Please read this letter in full as it has important information about your payments.

If you have any questions about this letter or you need it in Braille, large print or audio please call us.

Thank you for giving us the information we need and accepting your claimant commitment.

We've looked at your claim and decided we can pay you Universal Credit.

What this means for you

Based on what you've told us, your first payment will be paid on [redacted] for £ [redacted].

After this, you will get paid on the [redacted] day of every month. If your payment is due on a bank holiday or a weekend, you'll be paid on the last working day before this. You will be paid the same amount each month unless your circumstances change.

Your Universal Credit payments could be reduced if you don't keep doing the things listed on your claimant commitment.

The table on page 3 tells you how we've worked out your payment. If you need more information about this you can contact us using the phone number or address at the top of the letter.

Please tell us about any changes

You must tell Universal Credit **straightaway** if there is a change in your circumstances. If you give wrong or incomplete information or you don't report changes straight away you may be paid more

How your Universal Credit payments are worked out	
This is based on your circumstances between xx Month and xx Month .	
1. First, we bring together the basic parts of Universal Credit that apply to you.	
[Please Select]	£
Housing amount	£
Child amount	£

Insert Child names - Select number of childr

Select Option

Confirm all dropdown options

You will not be paid an extra amount of Universal Credit for a 3rd or further child or qualifying young person(s)* in your household who is born on or after 6 April 2017 **unless special circumstances apply. For more information on when special circumstances may apply, see www.gov.uk/guidance/claiming-benefits-for-2-or-more-children**

Disabled child amount	£
Childcare amount	£
Carer amount	£
Limited Capability for Work amount	£
Amount	£

2. Next, we look at any non-work income and other benefits you get, as well as your savings and capital.

[Insert type of Income]	£
Income from savings and capital. We take £4.35 into account for every £250 you have over £6000.	£
The total we take off for these items is:	£

3. We then look at your take-home pay

Take-home pay is what's left after tax, National Insurance and any pension contributions have been deducted.
Your take-home pay for this period is £

The first £ of your take-home pay doesn't affect your Universal Credit monthly amount. Every £1.00 you earn in take-home pay over this £ reduces your Universal Credit by * Delete as appropriate if assessment period starts before 10/04/17 populate - 65 pence / If assessment period starts on or after 10/04/17 - populate 63 pence pence.	£
---	---

The total we take off for take-home pay is:	£ <input type="text"/>
4. Lastly, we look at any loans, advances, sanctions, penalties, deductions, overpayments or third party payments you have.	
<input type="text" value=""/>	£ <input type="text"/>
The total we take off for these items is:	£ <input type="text"/>
Total adjustments	£ <input type="text"/>
Your Universal Credit monthly payment for this period	£<xxx.xx>

SAMPLE

Example M: Universal Credit Full Service Statement (1 page)

10.75. This document shows receipt for Universal Credit Full Service, for those with an online account.

Home
To-do list
Journal

Statement Print this statement

Bill Billing
123 sutton, sutton, SM5 2RT

Your payment this month is

£337

This will be paid by 8pm on 18 July 2018

How we calculate your payment

Your payment is based on what you've told us and covers the period between **12 June** and **11 July**.

It is important to tell Universal Credit immediately about any changes in your circumstances that could affect your Universal Credit payments.

[Report a change in my circumstances](#)

Standard allowance	£317.82
You receive a standard Universal Credit allowance each month	
Housing	£10.00
Children	£10.00
You get support for 0 children	
Total before adjustments	£337.82

Take-home pay

Take-home pay is what's left after tax, National Insurance and any pension contributions have been deducted.

Your total take-home pay for this period is £10.00

The earnings are based on earnings from employment

Every £1.00 you earn in take-home pay reduces your Universal Credit by 63 pence.

Total payment for this month **£337.82**

Your take-home pay for this Universal Credit period is **£10.00**.

<p>If your take-home pay per month is up to</p> <p>£435 (or up to £935 if you are responsible for a child or have limited capability for work)</p> <p>£1,250</p> <p>£1,250 (including any other income)</p>	<p>You may be able to get help with</p> <p>Health costs Including free NHS prescriptions, free NHS wigs and fabric supports, free NHS dental treatment, free sight tests in England (NHS eye examinations are already free in Scotland), vouchers towards the cost of glasses or contact lenses and help with the cost of travel to receive NHS treatment on referral.</p> <p>Energy-saving home improvements The ECO Affordable Warmth scheme may be able to help you with energy-saving measures like a new boiler or insulation.</p> <p>Prison visits If you're over 18 you can get help with the costs of visiting a close relative or partner in prison.</p>
--	---

It is your responsibility to make sure that any information you supply in support of your claim to any of these benefits is correct. Government departments can conduct checks on whether you are currently entitled to Universal Credit and on the amount you are earning.

11. Appendix 3 - Boiler information pack

Introduction

- 11.1. This information pack provides an overview of the different eligible boiler measures in ECO. It also details how to assess boilers and outlines the warranty requirements for the repair and replacement of boilers. This appendix should be read in conjunction with Chapter 4.
- 11.2. This appendix provides information on the following:
- a) Defining boilers and heating systems
 - b) Replacement boilers
 - c) Eligible boiler measures in ECO
 - d) Determining whether a boiler is broken down or inefficient
 - e) Carrying out boiler assessments
 - f) Warranty requirements for boiler measures

Defining boilers and heating systems

Boilers

- 11.3. A boiler is defined as a gas, liquid, solid fuelled or electric appliance designed to provide hot water for space heating through a heat distribution system. It may (but does not need to) be designed to provide domestic hot water as well. A boiler may comprise some or all of the following components:
- a) heat exchanger
 - b) the fuel supply system
 - c) boiler and burner control system
 - d) air supply and exhaust fans
 - e) flue connections within the boiler case
 - f) expansion vessel and/or fill and expansion header tanks
 - g) programmer/timer (one that is integral to the boiler)
 - h) circulation pump
 - i) condensate drain system
 - j) burner assembly
 - k) ancillary equipment and any connections within the case necessary to supply central heating and/or instantaneous hot water.

Heating systems

- 11.4. A heating system is a central heating system, which will normally comprise some or all of the following components:
- a) radiator circuit
 - b) heating circuit
 - c) heat emitters (radiators as well as underfloor)
 - d) flue
 - e) room thermostats and thermostatic radiator valves (TRVs)
 - f) mains boiler
 - g) cold water tank
 - h) expansion tank
 - i) hot water storage tank
 - j) control valves
 - k) heating system pump.

Replacement boilers

- 11.5. A replacement boiler is a boiler, connected to a working heating system, that has been installed and which replaces a previous heating source.
- 11.6. Where there is no heating system present prior to installation we consider that the replacement boiler replaces direct-acting portable electric heaters, as this is the assumed main space heating system.
- 11.7. Replacement boilers must be installed in accordance with the Publicly Available Specification 2030:2017 (PAS) and as per the boiler manufacturer's instructions.

Eligible boiler measures in ECO

- 11.8. There are three eligible boiler measures in HHCRO. The way in which a boiler measure is categorised depends on the heating source present in the premises before the measure is installed.
- 11.9. The three eligible boiler measures are:
- a) Broken boiler replacement, either installed under the broken heating system cap or alongside a primary insulation measure
 - b) Upgrade of an inefficient boiler installed alongside a primary insulation measure
 - c) Boiler repair
- 11.10. Additionally, all boilers can be replaced with a district heating system or a renewable heating system.

11.11. The scoring methodology that should be used to calculate the score for the replacement or repair of a boiler depends on the type of heating source already present at the premises and/or the measure being installed.

Determining whether a boiler is broken down or non-condensing

Broken down

11.12. A boiler is 'broken down' if, when connected to electric and fuel supplies, it does not respond appropriately to any demand for heat as required by the central heating or domestic hot water system.

11.13. The operative must list the symptoms observed and state the steps taken to reach his/her conclusion in the **Energy Company Obligation (ECO): Boiler Assessment Checklist** ('the boiler checklist')¹⁸². See paragraph 11.27 below for more information on the boiler checklist.

Non-condensing

11.14. Non-condensing boilers or a system with a manufactured energy efficiency that is no better than a non-condensing boiler are eligible for an upgrade if installed alongside a primary insulation measure¹⁸³.

11.15. The boiler checklist sets out a list of faults which can be used to determine and evidence whether or not a boiler is broken down and a section for completion on evidencing non-condensing. In all cases, the operative must state the steps taken to reach his/her conclusion in the boiler checklist. This may include documenting test results, symptoms observed or any other method used to identify the faults or information on how they concluded a boiler is non-condensing.

11.16. The operative must use their expertise and available evidence to assess whether the boiler is non-condensing.

Cannot be economically repaired

11.17. Broken boilers should only be replaced where they cannot be economically repaired. If a boiler is economically repairable, it must be repaired or can be replaced as an inefficient upgrade if the boiler is non-condensing. The boiler will only be eligible for replacement as a broken heating system or an inefficient upgrade where:

- a) the required replacement parts for the boiler are not available (ie unavailable for purchase at a reasonable cost or within a reasonable timeframe. What is considered a reasonable timeframe and cost will depend on all the circumstances including the nature of the repair required), OR

¹⁸² See <https://www.ofgem.gov.uk/publications-and-updates/eco3-boiler-assessment-checklist>.

¹⁸³ See paragraph 4.50 for more information.

- b) the actual cost of repair is greater than the cost of replacing the boiler, OR
- c) the actual cost of repair is greater than the relevant threshold on the Boiler Economic Repair Cost Comparison Tables

Boiler Economic Repair Cost Comparison Tables

- 11.18. As described above in option c, a boiler cannot be economically repaired where the actual cost of repair is greater than the relevant threshold on the Boiler Economic Repair Cost Comparison Tables.
- 11.19. These tables can be found in the boiler assessment checklist. There is also a guide to using the tables at the end of the checklist.
- 11.20. The tables display the maximum cost of repair for boilers of varying ages or it to be considered economic for the boiler to be repaired rather than replaced. If the actual cost of repair, as calculated by the operative, is higher than the maximum cost of repair outlined in the table, the boiler cannot be economically repaired and can therefore be replaced. The maximum cost of repair depends on the boiler type, age and condition. See 'Assessing boiler condition' below for more information.
- 11.21. When assessing the condition of the boiler, the operative should make this assessment based on what they would reasonably expect the condition of a boiler of that age and type to be.
- 11.22. The maximum cost of repair for each boiler type is based on the estimated replacement cost of a boiler and depreciation over time. The estimated replacement cost includes, but is not limited to, the cost of the boiler, extras (eg flue), fittings, water treatment inhibitor, central heating controls, sub-contract electrician, quotation, re-connecting and commissioning the boiler, and labour.
- 11.23. The costs that are taken into account by the operative when calculating the actual cost of repair should, where applicable, include those listed above, plus the cost of a warranty of at least one year. The operative must specify the cost of the warranty provided for the boiler in the actual cost of repair. Where, in addition to the repair work itself, further boiler works are necessary at the time of repair to protect the boiler for the life of the warranty, the cost of these works should be included in the actual cost of repair (subject to those works being carried out). See paragraph 11.34 for the expected costs of a warranty.

Carrying out boiler assessments

- 11.24. The operative must complete the boiler checklist in order to demonstrate to us whether or not the boiler is qualifying and to assess whether the boiler should be repaired or replaced.

Who is considered to have appropriate skill and experience?

- 11.25. For boilers that are replaced and referred to in PAS 2030, the boiler must be assessed and replaced by operatives who meet the competency requirements listed in the boiler-specific annex to that specification. For boilers not in PAS, and for boiler repairs, the

assessment and repair/replacement must be carried out by operatives who meet industry competency standards for that particular fuel type.

11.26. All operatives undertaking boiler repair/replacement work must also meet regulatory requirements to work with the relevant fuel type. For example, in the case of gas-fuelled boilers, operatives must be Gas Safe registered in accordance with regulation 3 of the Gas Safety (Installation and Use) Regulations 1998. There is no requirement for the assessment and repair/replacement to be carried out by the same person. Each appropriately qualified operative should sign the relevant section of the boiler checklist.

Using the boiler checklist

11.27. As stated above, Ofgem has prepared a boiler assessment checklist which should be completed, signed, and dated by the relevant operative(s), and made available by the supplier for subsequent audits by us. The information provided in the boiler checklist will form the basis of our determination of whether the boiler is broken down, and can/cannot be economically repaired or whether it is non-condensing.

11.28. A supplier may adapt the format of the checklist to match its own systems, as long as the content is not changed. Suppliers may submit adapted checklists to us before use for confirmation that the content is acceptable.

11.29. It is important to note that the operative's decision to repair or replace a boiler on the basis that they consider that it is broken down and can/cannot be economically repaired or non-condensing does not necessarily mean that we will reach the same conclusion, particularly if we consider that an assessment has been incorrectly carried out. For this reason, suppliers should ensure that the operative, in assessing the boiler, accurately completes the boiler checklist.

11.30. Monitoring and auditing will be undertaken by us to ensure that boiler assessments are carried out in accordance with our requirements. To effectively protect against fraudulent activity, monitoring initiatives will include inspection of boiler repair and replacement measures.

Warranty requirement for boiler measures

11.31. All boilers repaired or installed in ECO must be accompanied by a warranty. The requirements that the warranty must meet are dependent on the boiler measure being delivered.

11.32. The repair of a boiler must be accompanied by warranty of at least one year.

11.33. Where the supplier is aware that the repair or replacement of the existing boiler is covered by a guarantee or warranty provided under ECO or another government scheme (eg Warm Front), the savings from the measure cannot be claimed under ECO.

Warranties for the repair of a boiler

11.34. In the case of the repair of a boiler, the repair must be accompanied by a warranty of at least one year. The warranty must relate to the proper functioning of the entire boiler,

and must not be limited to the part of the boiler that has been repaired or replaced. The cost of a warranty of at least one year should be included when calculating the cost of a boiler repair and must also be provided in the boiler checklist. The warranty should, as a minimum, provide cover for total repair works, during the life of the warranty, valued up to the greater of:

- a) the financial level indicated in the Boiler Economic Repair Cost Comparison Tables, for a boiler of that type, age and condition, OR
- b) £500 (excluding VAT).

11.35. Operatives will need to obtain the householder's written confirmation that they have been provided with a warranty and the operative has:

- a) informed them that the boiler is under a warranty from the date of repair, and the duration of that warranty, and
- b) explained the nature of the warranty.

11.36. A copy of the warranty provided to the householder must be made available to us on request.

11.37. Where a supplier issues a warranty in respect of the repair of a boiler, any subsequent repair of the boiler under that warranty will not be eligible for savings.

Warranties for the replacement of boiler installations

11.38. All replacement boilers installed under ECO3 must be accompanied by a warranty.

11.39. A warranty is one that:

- a) provides for the rectification of problems notified to the person(s) providing the warranty within one year of the replacement boiler being installed
- b) accompanies the replacement boiler at the time the installation is complete. We will be satisfied that the warranty has been provided when the installation was completed if a one year warranty is in place at the date of handover¹⁸⁴
- c) provides for the rectification, free of charge, of problems which affect the functioning of the boiler or heating system, and which relate to the replacement boiler's installation and/or design work carried out by the operative(s). Generally the scope of work required to install a boiler is as described in the manufacturer's instructions for installation. The design work is the suitability of the replacement boiler for the heating system it is intended to serve, including appropriate sizing, and
- d) is accompanied by a declaration by or on behalf of the occupier of the premises demonstrating that to the occupier's knowledge no one¹⁸⁵ has been charged for the warranty.

¹⁸⁴ Refer to paragraph 7.7 for more information on 'date of handover'.

¹⁸⁵ This does not include the installer, supplier or any other party in the supply chain.

11.40. The warranty is not required to provide for the rectification of a problem which is covered by the manufacturer’s warranty for the replacement boiler. Such warranties are likely to be limited to parts and manufacturing faults.

11.41. The warranty is not required to provide for the rectification of a problem by a person other than the operative(s), the warranty provider or a person acting on behalf of the operative(s) or warranty provider, which arises after the replacement boiler is installed where that problem arises from one or more of the following:

- a) negligence
- b) accident
- c) misuse of the replacement boiler
- d) repair of the replacement boiler

Additional information for warranties for replacement boilers

11.42. Where a warranty has been issued for the replacement boiler, any repair of the boiler under that warranty or under the manufacturer’s warranty cannot be claimed under ECO as a heating qualifying action.

11.43. To demonstrate that a warranty has been provided to the occupier free of charge we will accept a copy of the qualifying warranty, marked with a signed declaration by the occupier which states:

“To my knowledge no one has been charged for this warranty. The person providing the warranty has explained what it does and does not cover”.

Signed

Date

11.44. The declaration **must** be on a copy of the qualifying warranty rather than on a separate document.

12. Appendix 4 - Electric Storage Heaters (ESHs) Information Pack

Introduction

12.1. This information pack provides an overview of the different eligible electric storage heater (ESH) measures in ECO. It also details how to assess ESHs, and outlines the warranty requirements for the repair and replacement of ESHs. This appendix should be read in conjunction with Chapter 4.

Replacement electric storage heater (ESH)

12.2. A replacement ESH is an ESH that has been installed which replaces a previous heating source¹⁸⁶.

12.3. Where there is no heating system present immediately prior to an installation we consider that the replacement ESH replaces direct acting portable electric heaters, as this is the assumed main space heating.

12.4. Replacement ESHs must be installed in accordance with Publicly Available Specification (PAS) 2030¹⁸⁷ and as per the ESH manufacturer's instructions.

Eligible ESH measures in ECO

12.5. The scores achieved through replacing, and in some cases repairing ESHs, can be credited against a supplier's HHCRO.

12.6. There are three eligible ESH measures in HHCRO. The way in which an ESH measure is categorised depends on the heating source present in the premises before the measure is installed.

12.7. The three eligible ESH measures are:

- a) Broken ESH replacement
- b) Broken ESH repair
- c) Upgrade of an inefficient ESH with an efficiency of equal to or less than 0.2, when installed alongside a primary insulation measure.

12.8. Additionally, all ESHs can be replaced with a district heating system or a renewable heating system.

¹⁸⁶ For example, an inefficient boiler, fixed room heaters or an electric storage heater.

¹⁸⁷ This is available for purchase on the BSI website:

<http://shop.bsigroup.com/ProductDetail/?pid=000000000030297314>.

12.9. The scoring methodology that should be used to calculate the score for the installation, replacement or repair of an ESH depends on the type of heating source¹⁷⁵ already present at the premises.

Determining whether an ESH is broken down

Broken down

12.10. An ESH is 'broken down' if, when connected to an electric supply, it does not store heat or does not deliver any heat.

12.11. The operative should list the symptoms observed and the steps taken to reach his/her conclusion that the ESH is broken down in the *Energy Company Obligation (ECO): Electric Storage Heater Assessment Checklist* ('the ESH checklist').¹⁸⁸ See Section 4 below for more information on the ESH checklist.

Cannot be economically repaired

12.12. Broken ESH should only be replaced where they cannot be economically repaired. If an ESH is economically repairable, it must be repaired or can be replaced as an inefficient upgrade if the ESH has a responsiveness rating equal to or less than 0.2 when assessed against SAP.

12.13. An ESH cannot be economically repaired where:

- a) the required replacement parts for the ESH are not available (ie unavailable for purchase at a reasonable cost or within a reasonable timeframe. What is considered a reasonable timeframe and cost will depend on all the circumstances including the nature of the repair required)
- b) the insulation in the ESH contains asbestos and therefore cannot be removed to access broken part
- c) the actual cost of repair is greater than the cost of replacing the ESH
- d) the actual cost of repair is greater than the relevant threshold on the ESH Economic Repair Cost Comparison Table.

ESH Economic Repair Cost Comparison Table

12.14. When using option d. above to determine that an ESH with a responsiveness of more than 0.2 cannot be economically repaired, the ESH Economic Repair Cost Comparison Table should be used.

12.15. This table can be found in the ESH checklist.

¹⁸⁸ See <https://www.ofgem.gov.uk/publications-and-updates/eco3-electric-storage-heater-assessment-checklist>.

- 12.16. The table displays the maximum cost of repair for it to be considered economic for the ESH to be repaired rather than replaced. If the actual cost of repair, as calculated by the operative, is higher than the maximum cost of repair outlined in the table, the ESH cannot be economically repaired and can therefore be replaced. The maximum cost of repair depends on the type and age of the ESH.
- 12.17. The maximum cost of repair for each ESH type is based on the estimated replacement cost of an ESH and depreciation over time. The estimated replacement cost includes the cost of the ESH, fittings, quotation, cost of electric phase connection to match the load capacity required by the ESH, and labour.
- 12.18. The costs that are taken into account by the operative when calculating the actual cost of repair should, where applicable, include those listed above, plus the cost of a warranty of at least one year. Where, in addition to the repair work itself, further ESH works are necessary at the time of repair to protect the ESH for the life of the warranty (eg replacing damaged insulation), the cost of these works should be included in the actual cost of repair (subject to those works being carried out). See paragraph 12.28 for more information on warranties.

Carrying out ESH assessments

- 12.19. In order to determine whether an ESH should be replaced or repaired the ESH must be assessed by a person of appropriate skill and experience ('the operative').
- 12.20. The operative must complete the ESH checklist to demonstrate to us whether the ESH is broken down and to assess whether the ESH can be repaired or whether it should be replaced.
- 12.21. This section provides information on:
- a) who is considered to have appropriate skill and experience, and
 - b) using the ESH checklist.

Who is considered to be have appropriate skill and experience

- 12.22. The assessment and the repair or replacement of an ESH must be carried out by a person with the appropriate skill and experience (the 'operative'). Appropriate skill and experience can be demonstrated by the operative meeting the competency requirements for domestic electrical installation work listed in the 'measure specific requirements for electric storage heaters' in Annex D1 of PAS 2030. There is no requirement for the assessment and repair/replacement to be carried out by the same person. Each appropriately qualified operative should sign the relevant section of the ESH checklist.

Using the ESH checklist

- 12.23. As mentioned above, the ESH checklist should be completed, signed, and dated by the relevant operative(s), and must be made available to us on request. All steps taken by the operative in determining if the ESH is broken down or inefficient should be recorded in the checklist, as well as the operative's recommendation as to whether the ESH should be repaired or replaced. The information in the checklist will form the basis of our

determination of whether the ESH is broken down and can/cannot be economically repaired or whether it is inefficient.

12.24. A supplier may adapt the format of the ESH checklist to match its own systems, as long as the content is not changed. Suppliers may submit adapted checklists to us before use for confirmation that the content is acceptable.

12.25. It is important to note that the operative's decision to repair or replace an ESH on the basis that they consider that it is broken down and can/cannot be economically repaired does not necessarily mean that we will reach the same conclusion, particularly if we consider that an assessment has been incorrectly carried out. For this reason, suppliers should ensure that the operative, in assessing the ESH, accurately completes the ESH checklist.

12.26. Monitoring and auditing will be undertaken by us to ensure that ESH assessments are done in accordance with our requirements.

Warranty requirements for ESH measures

12.27. All ESHs repaired in ECO must be accompanied by a warranty of at least one year. The requirements that the warranty must meet is dependent on the ESH measure being delivered.

Warranties for replacement ESHs

12.28. All replacement ESHs installed under ECO must be accompanied by a warranty of at least one year.¹⁸⁹ The requirements that the warranty must meet is dependent on the ESH measure being delivered.

12.29. The warranty that accompanies a replacement ESH must reflect the proper functioning of the entire ESH that has been installed.

12.30. This requirement can be met by a manufacturer's warranty and this can cover all ESHs installed in property as long as the details of the individual heaters, such as the serial numbers or any other unique identifier, are included in the warranty.

12.31. Installation of an ESH must adhere to the requirements in the manufacturer's instruction manual. If these are not met, the manufacturer's warranty may become invalid. In such cases, the ESH would be ineligible as there is no valid warranty in place.

12.32. One way that a supplier can assure themselves that an ESH has been installed to the manufacturer's requirements and therefore the warranty is valid, is through using an installer registered with a Competent Person Scheme.

12.33. If more than one ESH is installed in premises suppliers may choose to provide one warranty covering all replacement ESHs, as long as the details of the individual heaters

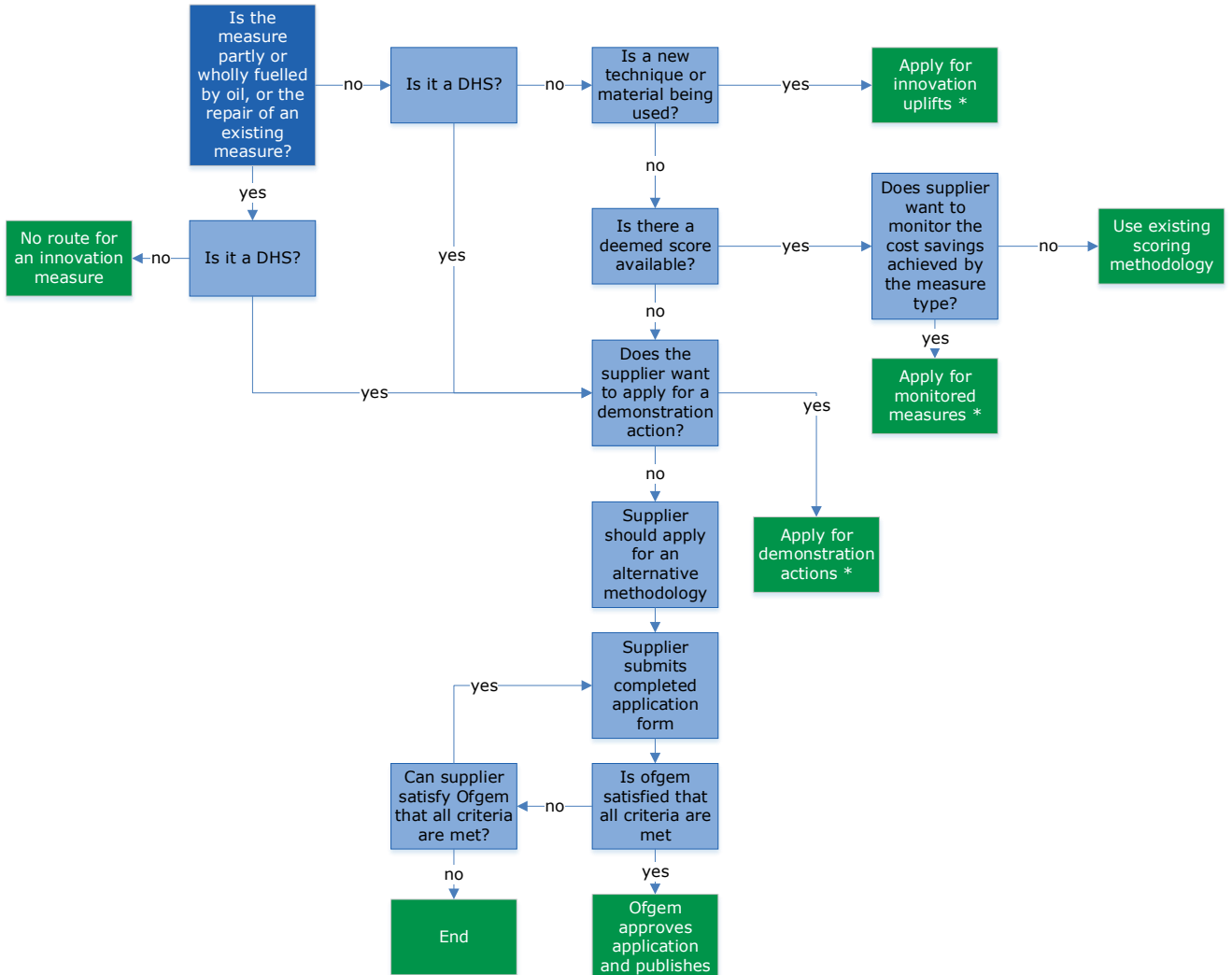
¹⁸⁹ See <https://www.ofgem.gov.uk/publications-and-updates/eco3-electric-storage-heater-assessment-checklist>.

(such as the heater serial number or any other unique detail to identify each heater) are included in the warranty.

12.34. A copy of the ESH warranty provided to the occupier must be made available to us on request.

12.35. Where a warranty has been issued for the replacement ESH, any repair of the ESH under that warranty will not be eligible for ECO savings.

13. Appendix 5 – Process for new scores and alternative scoring methodologies



* More information on demonstration actions, monitored measures and innovation uplifts will be published in the Innovation Guidance.

Appendix 6 – Abbreviations

Abbreviation	Explanation
AA	Attendance Allowance
AFCS	Armed Forces Compensation Scheme
AFIP	Armed Forces Independence Payment
AIStructE	Associate of the Institution of Structural Engineers
ASHP	Air Source Heat Pump
AW	Affordable Warmth
BEIS	Department for Business, Energy and Industrial Strategy
BRE	Building Research Establishment
CERO	Carbon Emissions Reduction Obligation
CHP	Combined Heat and Power
CTC	Child Tax Credit
CWI	Cavity Wall Insulation
DEA	Domestic Energy Assessor
DHS	District Heating System
DLA	Disability Living Allowance
DOCC	Declaration of Conformity and Completed Installation
DWP	Department for Work and Pensions
ECO	Energy Company Obligation
EPC	Energy Performance Certificate
ESA	Income Related Employment and Support Allowance
ESH	Electric Storage Heater
EST	Energy Saving Trust
EWI	External Wall Insulation
FIStructE	Fellow of the Institution of Structural Engineers
FP	Fuel Poor
FTCH	First Time Central Heating
GDPR	General Data Protection Regulation
GIP	Guaranteed Income Payment
GSHP	Ground Source Heat Pump
HHCRO	Home Heating Cost Reduction Obligation
HMRC	Her Majesty's Revenue and Customs
HMO	Houses of Multiple Occupation
HTH	Help to Heat
HTHG	Help to Heat Group
IUF	In-use Factor
IWI	Internal Wall Insulation
JSA	Jobseeker's Allowance
kWp	Kilowatts Peak

LA	Local Authority
LIVC	Low income and vulnerable to the effects of living in a cold home
LPG	Liquid Petroleum Gas
MCS	Microgeneration Certification Scheme
MEES	Minimum Level of Energy Efficiency
MIStructE	Membership of the Institution of Structural Engineers
MOD	Ministry of Defence
OA	Output Area
PAS	Publicly Available Specification
PCDB	Product Characteristics Database
PCWI	Party Cavity Wall Insulation
PHI	Park Home Insulation
PIP	Personal Independence Payment
POMI	Percentage of Measure Installed
POPT	Percentage of Property Treated
PRS	Private Rented Sector
RdSAP	Reduced data Standard Assessment Procedure
RHI	Renewable Heat Incentive
RICS	Royal Institution of Chartered Surveyors
RIR	Room-in-Roof
RIRI	Room-in-Roof Insulation
RRN	Report Reference Number
SAP	Standard Assessment Procedure
SoI	Statement of Intent
SWI	Solid Wall Insulation
SWMR	Solid Wall Minimum Requirement
TRV	Thermostatic Radiator Valve
UC	Universal Credit
UKAS	United Kingdom Accredited Service
WHD	Warm Home Discount
WTC	Working Tax Credit

14. Appendix 7 – Glossary

A

Affordable Warmth In-fill is a mechanism which can be used when installing SWI or DHS measures to make it easier to treat eg a terrace or block of flats. Where at least 67% of properties in the same building, terrace or immediately adjacent buildings are eligible for ECO, the remaining properties can be treated as 'in-fill'. Measures installed to in-fill properties also count towards a supplier's obligation.

A wall insulation measure accompanied by **appropriate guarantee** receives the relevant standard lifetime. An appropriate guarantee must meet the criteria listed in our guidance. Appropriate guarantees which we have reviewed, and consider meet the criteria, are listed on our website.

B

Building regulations covers the Building Regulations 2013 in England and Wales, and the Building (Scotland) Regulations 2004 in Scotland.

C

A **caravan** means any structure designed or adapted for human habitation which can be moved from one place to another (whether by being towed, or by being transported on a motor vehicle or trailer) and any motor vehicle so designed or adapted, but does not include (a) any railway rolling stock which is for the time being on rails forming part of a railway system or (b) any tent.

A **chartered surveyor** is a RICS-qualified chartered surveyor.

Cost savings means, in relation to a measure:

- The money that would be saved by that measure over its expected lifetime in heating domestic premises to 21 degrees Celsius in the main living areas and 18 degrees Celsius in all other areas, and
- Where it also results in savings in the cost of heating water, the money that would be saved by the measure over its expected lifetime in heating water in those premises, and
- Where it also results in the generation of electricity the money that would be saved by the measure over its expected lifetime in generating electricity for use at those premises, excluding any electricity generated for the purpose of heating the premises or for heating water.

A **croft** is a relatively small piece of agricultural land, unique to the Scottish Highlands. Crofts are normally held in tenancy and may or may not have buildings associated with it. All crofts must be registered with the Crofting Commission and the occupant must comply with the legislative duties of Crofting. These include a duty to reside on or near the land and to cultivate the land. More information on crofts can be found on the Crofting Commission's website.

D

Date of completion is the date on which installation of a measure was completed.

The **date of handover** is, for measures installed in accordance with PAS 2030, the meaning of handover is defined within PAS 2030. For measures that do not need to be installed in accordance with PAS 2030, or where no Declaration of Conformity is produced, the date of handover will be the date on which work on the installation of the measure is completed, and any relevant information or documents relating to the operation and maintenance of the measure have been provided to the consumer.

Deemed scores determine the contribution certain measures make towards a supplier's HHCRO obligation. Deemed scores are fixed scores for each measure type that are determined using three or four variables.

Domestic customer means a person living in domestic premises in Great Britain who is supplied with electricity or gas at those premises wholly or mainly for domestic purposes.

Domestic premises are separate and self-contained premises used wholly or mainly for domestic purposes. A mobile home is considered domestic premises if it is a caravan and is used as a dwelling.

E

ECO Brokerage is an auction-based mechanism designed to enable suppliers to buy forward contracts delivering ECO measures by participating authorised sellers.

The **ECO Register** is our IT system which suppliers can use to notify and manage completed ECO measures, and submit applications for approval of transfers.

F

First Time central heating (FTCH) is the installation of central, district or renewable heating systems in properties that do not have, and have not previously had, central heating systems.

H

The Home Heating Cost Reduction Obligation (HHCRO) is the installation of heating qualifying actions, including insulation and the repair and replacement of boilers and electric storage heaters, to households deemed to be low income or living in fuel poverty. Measures can be delivered to premises that are occupied by someone in receipt of specific benefits (the help to heat group), listed in a local authority declaration, or social housing premises with an EPC energy efficiency rating of E, F or G.

Help to heat group (HTHG) means a group of people receiving at least one of the benefits outlined in Schedule 2 to the ECO3 Order.

I

Immediately adjacent buildings are building that do not physically join but are separated by an alleyway, footpath, side garden or fence, for example roads that contain terraced houses only would be considered immediately adjacent. If there are buildings separated by a road on which motorised vehicles travel these are not considered adjacent, although if the alleyway is used by motorised vehicles for parking purposes only then this would be allowed.

L

Lifetime is the estimated lifetime for measures. Standard lifetimes will be available in the ECO3 Measures Table which will be made available on our website.

Loft insulation \leq 100mm is where there is less than or equal to 100mm pre-existing insulation, or

Loft insulation $>$ 100mm is where there is greater than 100mm pre-existing insulation.¹⁹⁰

M

A **measure** is a qualifying action, including adjoining installations.

The **Microgeneration Certification Scheme (MCS)** is a nationally recognised quality assurance scheme that certifies installation companies to ensure the microgeneration products have been installed and commissioned to the highest standard for the customer.

A **mobile home** is considered to be domestic premises, if it is a caravan and is used as a dwelling.

N

A '**new building**' is a building erected on or after 1 October 2018 where there is evidence that confirms that the premises were occupied or previously occupied before a measure was installed.

Non-gas fuelled premises are premises where the main space heating system(s) is not fuelled by mains gas or a district heating system. There may be more than one main space heating system in the premises.

The **non-mains gas insulation uplift** is a 35% score uplift which applies to insulation measures carried out at a non-gas fuelled premises.

The **notification deadline** is the end of the month following the month in which installation of the measure was completed.

The **notification template** describes the information that suppliers must include as part of the monthly notification for a particular type of completed measure.

¹⁹⁰ In some instances, pre-existing insulation may be removed and new insulation installed. However, the pre-installation assessment accounts for the pre-existing insulation and so the measure should be notified as loft insulation $>$ 100mm.

O

An **obligated supplier** is a 'supplier' as defined in this guidance.

The **occupant requirement** is a requirement for HHCRO where premises must be occupied by a member of the help to heat group.

The **overall obligation period** is the period from 3 December 2018 to 31 March 2022.

P

PAS means Publicly Available Specification

Phase means one of the four phases of the scheme as follows:

- **Phase 1:** 3 December 2018 to 31 March 2019,
- **Phase 2:** 1 April 2019 to 31 March 2020,
- **Phase 3:** 1 April 2020 to 31 March 2021, and
- **Phase 4:** 1 April 2021 to 31 March 2022.

The **premises requirement** is a requirement where measures must be installed at private domestic premises.

A '**pre-existing building**' is a building erected before 1 October 2018.

Pre-main heating source is the heating system that was previously in place at the premises, prior to installation of a new heating system, regardless of its condition.

Private domestic premises are domestic premises that are, in general, not owned or let by a social landlord.

Promotion is where a supplier is a cause of a measure being installed. This is normally where a supplier funds all or part of the measure and funding is arranged prior to installation.

Q

A **qualifying action** means a heating qualifying action (HHCRO).

All replacement boilers installed under ECO3 must be accompanied by a **qualifying warranty**. The requirements that a qualifying warranty must meet are explained in Appendix 3.

R

The **Reduced data Standard Assessment Procedure (RdSAP)** is a simplified version of SAP that requires fewer data inputs. RdSAP 2012 should be used for all ECO3 measures, where RdSAP is used to calculate the score.

A **Related primary measure** is a primary insulation measure that supports a secondary heating measure.

Relevant district heating connection means a connection of premises to a DHS where the premises meets one of two insulation pre-conditions, as applicable. These pre-conditions only apply to DHS connections notified under HHCRO Social E, F or G.

The **relevant interest** is the legal right to occupy the premises. In England and Wales the relevant interest may be freehold, leasehold or sub-leasehold. In Scotland, the relevant interest

may be that of the owner or the lessee or the sub-lessee. A relevant interest is 'registered' where it is registered with the land registry ie Her Majesty's Land Registry in England and Wales, or the Land Register of Scotland and the Register of Sasines in Scotland.

A **rural area** is an area in England and Wales classified as rural in the *2011 rural-urban classification of output areas*, or an area in Scotland classified as rural in the *Scottish Government Urban Rural Classification 2013-2014*. See paragraphs 3.138-3.139 for more information.

The **rural sub-obligation** requires suppliers to achieve at least 15% of their total HHCRO by promoting measures to premises in a rural area. Where a supplier fails to meet this requirement, it will fail to achieve its HHCRO. Suppliers must install measures against this sub-obligation by 31st March 2022.

S

Savings refers to scores.

A **score** is the contribution that a measure makes towards a supplier's total HHCRO in pounds sterling (£). The score is calculated using the cost saving and the relevant uplift, where applicable.

Score monitoring verifies, through site visits, whether certain inputs used to calculate measure savings, relating to the characteristics of the premises or the measure, are accurate.

A **secondary heating measure** includes heating measures installed alongside primary insulation measure(s). Secondary heating measures must be installed at the same premises as a primary insulation measure. A secondary heating measure excludes oil boiler replacements.

Solid wall insulation (SWI) means internal or external insulation of a solid wall (ie internal wall insulation (IWI) or external wall insulation (EWI)). It does not include insulation of a mobile home, which is a separate eligible ECO measure.

The **solid wall minimum requirement (SWMR)** is a requirement that means the amount of cost savings (as detailed in Table 5 of the Supplier Administration Guidance) must be achieved through the delivery of solid wall insulation (SWI) or to solid walled properties achieving the equivalent savings as SWI.

In order for a property to count as a **solid wall property**, and therefore be eligible to count towards the new minimum, at least 50% of the property's exterior wall area must be constructed of solid wall, and at least 50% of the solid wall area must be uninsulated.

The **Standard Assessment Procedure (SAP)** is a methodology developed by the Building Research Establishment (BRE) on behalf of the Government, to calculate the energy and environmental performance of dwellings. SAP 2012 should be used for ECO2 measures.

A **supplier** is a licence-holder where on 31 December of either 2017, 2018, 2019 or 2020:

- it was supplying more than the minimum number of customers outlined for each stage in Chapter 2 of the ECO3 Guidance: Supplier Administration and,
- had supplied more than the threshold amount of electricity and/or gas (outlined in Chapter 3 of the ECO3 Guidance: Supplier Administration) to domestic customers during the year ending on that date.

A **surplus action** is a measure that:

- is an ECO2 qualifying action (ie is a notified ECO2 measure) and was achieved by the supplier applying for the surplus action
- is not required by that supplier to meet its obligations under the 2017 Order, and
- is an ECO2 qualifying action in respect of the ECO2 obligation it is intended to be credited towards.

T

Technical monitoring verifies, through site visits, whether a measure has been installed to the relevant installation standards by a person of appropriate qualification and expertise, and whether it complies with the relevant ECO eligibility criteria.

U

Uplifts are applied to scores where required by legislation, and mean that the score for a measure is higher than would be the case were it based on cost savings alone. They replace the ECO2t concept of “multiplier”. Where a deemed score measure is eligible for an uplift, there will be a version of the score for that measure in the deemed score matrix which incorporates the uplift. Uplifts in ECO3 include:

- non-mains gas insulation uplift
- broken central heating and broken ESH uplifts
- LA flex F&G non-PRS uplifts
- innovation uplifts

U-value is the rate of heat transmission through a material or building element in W/m^2K , and is widely referred to in building standards and SAP/RdSAP.

Used as a dwelling means a structure being used as a home.

W

Wall insulation means insulation of a cavity wall and solid wall insulation.